

(19) World Intellectual Property Organization
International Bureau



(43) International Publication Date
4 January 2001 (04.01.2001)

PCT

(10) International Publication Number
WO 01/00603 A1

(51) International Patent Classification⁷: C07D 277/24,
277/26, 263/32, A61K 31/421, 31/426, A61P 3/10

[GB/US]; Glaxo Wellcome Inc., Five Moore Drive, Research Triangle Park, NC 27709 (US). XU, Huaqiang, Eric [US/US]; Glaxo Wellcome Inc., Five Moore Drive, Research Triangle Park, NC 27709 (US). GELLIBERT, Françoise, Jeanne [FR/FR]; Laboratoire Glaxo Wellcome, Centre de Recherches, ZA de Courtaboeuf, 25 Avenue de Quebec, F-91940 Les Ulis (FR).

(21) International Application Number: PCT/EP00/05720

(22) International Filing Date: 22 June 2000 (22.06.2000)

(25) Filing Language: English

(74) Agent: LEAROYD, Stephanie, Anne; Glaxo Wellcome Plc, Glaxo Wellcome House, Berkeley Avenue, Greenford, Middlesex UB6 0NN (GB).

(26) Publication Language: English

(30) Priority Data:
9914977.5 25 June 1999 (25.06.1999) GB

(81) Designated States (*national*): AE, AG, AL, AM, AT, AU, AZ, BA, BB, BG, BR, BY, CA, CH, CN, CR, CU, CZ, DE, DK, DM, DZ, EE, ES, FI, GB, GD, GE, GH, GM, HR, HU, ID, IL, IN, IS, JP, KE, KG, KP, KR, KZ, LC, LK, LR, LS, LT, LU, LV, MA, MD, MG, MK, MN, MW, MX, MZ, NO, NZ, PL, PT, RO, RU, SD, SE, SG, SI, SK, SL, TJ, TM, TR, TT, TZ, UA, UG, US, UZ, VN, YU, ZA, ZW.

(71) Applicant (*for all designated States except US*): GLAXO GROUP LIMITED [GB/GB]; Glaxo Wellcome House, Berkeley Avenue, Greenford, Middlesex UB6 0NN (GB).

(72) Inventors; and

(75) Inventors/Applicants (*for US only*): CHAO, Esther, Yu-Hsuan [US/US]; Glaxo Wellcome Inc., Five Moore Drive, Research Triangle Park, NC 27709 (US). HAFFNER, Curt, Dale [US/US]; Glaxo Wellcome Inc., Five Moore Drive, Research Triangle Park, NC 27709 (US). LAMBERT, Millard, Hurst, III [US/US]; Glaxo Wellcome Inc., Five Moore Drive, Research Triangle Park, NC 27709 (US). MALONEY, Patrick, Reed [US/US]; Glaxo Wellcome Inc., Five Moore Drive, Research Triangle Park, NC 27709 (US). SIERRA, Michael, Lawrence [US/FR]; Laboratoire Glaxo Wellcome, Centre de Recherches, Z A de Courtaboeuf, 25, avenue de Quebec, F-91940 Les Ulis (FR). STERNBACH, Daniel, David [US/US]; Glaxo Wellcome Inc., Five Moore Drive, Research Triangle Park, NC 27709 (US). SZNAIDMAN, Marcos, Luis [AR/US]; 5222 Greyfield Boulevard, Durham, NC 27713 (US). WILLSON, Timothy, Mark

(84) Designated States (*regional*): ARIPO patent (GH, GM, KE, LS, MW, MZ, SD, SL, SZ, TZ, UG, ZW), Eurasian patent (AM, AZ, BY, KG, KZ, MD, RU, TJ, TM), European patent (AT, BE, CH, CY, DE, DK, ES, FI, FR, GB, GR, IE, IT, LU, MC, NL, PT, SE), OAPI patent (BF, BJ, CF, CG, CI, CM, GA, GN, GW, ML, MR, NE, SN, TD, TG).

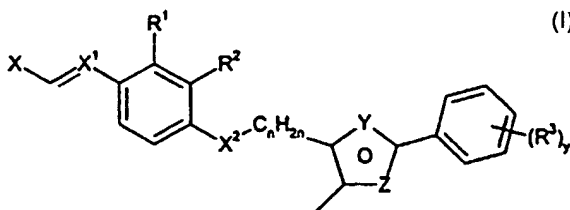
Published:

- *With international search report.*
- *Before the expiration of the time limit for amending the claims and to be republished in the event of receipt of amendments.*

For two-letter codes and other abbreviations, refer to the "Guidance Notes on Codes and Abbreviations" appearing at the beginning of each regular issue of the PCT Gazette.

(54) Title: THIAZOLE AND OXAZOLE DERIVATIVES AND THEIR PHARMACEUTICAL USE

WO 01/00603 A1



(57) Abstract: Compounds of Formula (I) are disclosed. These compounds include selective activators of human PPAR delta.

THIAZOLE AND OXAZOLE DERIVATIVES AND THEIR PHARMACEUTICAL USE

The present invention relates to certain novel compounds. In particular, the present invention relates to compounds that activate the delta subtype of the human peroxisome proliferator activated receptor ("hPPAR δ "). The present invention also relates to method for preparing and using the novel compounds and to methods for using activators of hPPAR δ .

Several independent risk factors have been associated with cardiovascular disease. These include hypertension, increased fibrinogen levels, high levels of triglycerides, elevated LDL cholesterol, elevated total cholesterol, and low levels of HDL cholesterol. HMG CoA reductase inhibitors ("statins") are useful for treating conditions characterized by high LDL-c levels. It has been shown that lowering LDL-c is not sufficient for reducing the risk of cardiovascular disease in some patients, particularly those with normal LDL-c levels. This population pool is identified by the independent risk factor of low HDL-c. The increased risk of cardiovascular disease associated with low HDL-c levels has not yet been successfully addressed by drug therapy (i.e. currently there are no drugs on the market that are useful for raising HDL-c). (Bisgaier, C. L.; Pape, M. E. *Curr. Pharm. Des.* 1998, 4, 53-70).

Syndrome X (including metabolic syndrome) is loosely defined as a collection of abnormalities including hyperinsulinemia, obesity, elevated levels of triglycerides, uric acid, fibrinogen, small dense LDL particles, and plasminogen activator inhibitor 1 (PAI-1), and decreased levels of HDL-c.

NIDDM (non insulin dependent or Type 2 diabetes mellitus) is described as insulin resistance which in turn causes anomalous glucose output and a decrease in glucose uptake by skeletal muscle. These factors eventually lead to impaired glucose tolerance (IGT) and hyperinsulinemia.

Three mammalian Peroxisome Proliferator-Activated Receptors have been isolated and termed PPAR-alpha, PPAR-gamma, and PPAR-delta (also known as NUC1 or PPAR-beta). These PPARs regulate expression of target genes by binding to DNA sequence elements, termed PPAR response elements (PPRE). To date, PPRE's have been identified in the enhancers of a number of genes encoding proteins that regulate lipid metabolism suggesting that PPARs play a pivotal role in the adipogenic signaling cascade and lipid homeostasis (H. Keller and W. Wahli, *Trends Endocrin. Met* 291-296, 4 (1993)).

It has now been reported that thiazolidinediones are potent and selective activators of PPAR-gamma and bind directly to the PPAR-gamma receptor (J. M. Lehmann et al., *J. Biol. Chem.* 12953-12956, 270 (1995)), providing evidence that PPAR-gamma is a possible target for the therapeutic actions of the thiazolidinediones.

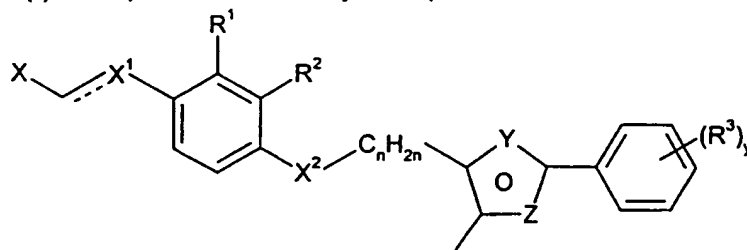
Activators of the nuclear receptor PPAR γ gamma, for example troglitazone, have been shown in the clinic to enhance insulin-action, reduce serum glucose and have small but significant effects on reducing serum triglyceride levels in patients with Type 2 diabetes. See, for example, D. E. Kelly et al., *Curr. Opin. Endocrinol. Diabetes*, 90-96, 5 (2), (1998); M. D. Johnson et al., *Ann. Pharmacother.*, 337-348, 32 (3), (1997); and M. Leutenegger et al., *Curr. Ther. Res.*, 403-416, 58 (7), (1997).

The mechanism for this triglyceride lowering effect appears to be predominantly increased clearance of very low density lipoproteins (VLDL) through induction of lipoprotein lipase (LPL) gene expression. See, for example, B. Staels et al., *Arterioscler. Thromb., Vasc. Biol.*, 1756-1764, 17 (9), (1997).

Fibrates are a class of drugs which may lower serum triglycerides 20-50%, lower LDLc 10-15%, shift the LDL particle size from the more atherogenic small dense to normal dense LDL, and increase HDLc 10-15%. Experimental evidence indicates that the effects of fibrates on serum lipids are mediated through activation of PPAR α . See, for example, B. Staels et al., *Curr. Pharm. Des.*, 1-14, 3 (1), (1997). Activation of PPAR alpha results in transcription of enzymes that increase fatty acid catabolism and decrease de-novo fatty acid synthesis in the liver resulting in decreased triglyceride synthesis and VLDL production/secretion. In addition, PPAR alpha activation decreases production of apoC-III. Reduction in apoC-III, an inhibitor of LPL activity, increases clearance of VLDL. See, for example, J. Auwerx et al., *Atherosclerosis, (Shannon, Irel.)*, S29-S37, 124 (Suppl), (1996).

Certain compounds that activate or otherwise interact with one or more of the PPARs have been implicated in the regulation of triglyceride and cholesterol levels in animal models. See, for example, U.S. Patents 5,847,008 (Doebber et al.) and 5,859,051 (Adams et al.) and PCT publications WO 97/28149 (Leibowitz et al.) and WO99/04815 (Shimokawa et al.). In a recent report (Berger et al., *J. Biol. Chem.* 1999), vol. 274, pp. 6718-6725) it was stated that PPAR delta activation does not appear to modulate glucose or triglyceride levels.

Briefly, in one aspect, the present invention provides compounds of formula (I), and pharmaceutically acceptable salts and, solvates thereof, wherein



X represents a COOH (or a hydrolysable ester thereof) or tetrazole group;
 5 X¹ represents NH, NCH₃, O, S, a bond (i.e. is absent), CH₂, or CH where the dashed line indicates that when X¹ is CH the depicted bond is a double bond;

X² represents O or S;

R¹ and R² independently represent H, CH₃, OCH₃, or halogen;

10 n is 1 or 2;

one of Y and Z is N and the other is S or O:

y is 0, 1, 2, 3, 4 or 5;

Each R³ independently represents CF₃ or halogen.

15 In another aspect, the present invention discloses a method for prevention or treatment of a human PPAR delta ("hPPAR δ ") mediated disease or condition comprising administration of a therapeutically effective amount of a compound of this invention. hPPAR δ mediated diseases or conditions include dyslipidemia including associated diabetic dyslipidemia and mixed dyslipidemia, syndrome X (as defined in this application this embraces metabolic syndrome),
 20 heart failure, hypercholesteremia, cardiovascular disease including atherosclerosis, arteriosclerosis, and hypertriglyceridemia, Type 2 diabetes mellitus, Type I diabetes, insulin resistance, hyperlipidemia, and regulation of appetite and food intake in subjects suffering from disorders such as obesity, anorexia bulimia, and anorexia nervosa. In particular, the compounds of this
 25 invention are useful in the treatment and prevention of cardiovascular diseases and conditions including atherosclerosis, arteriosclerosis, hypertriglyceridemia, and mixed dyslipidaemia.

30 In another aspect, the present invention provides pharmaceutical compositions comprising a compound of the invention, preferably in association with a pharmaceutically acceptable diluent or carrier.

In another aspect, the present invention provides a compound of the invention for use in therapy, and in particular, in human medicine.

5 In another aspect, the present invention provides the use of a compound of the invention for the manufacture of a medicament for the treatment of a hPPAR δ mediated disease or condition.

In another aspect, the present invention provides a method for lowering triglycerides by administration of a hPPAR δ agonist. Preferably the hPPAR δ agonist is a selective agonist.

10 In another aspect the present invention provides the use of a hPPAR δ agonist for the manufacture of a medicament for lowering triglyceride levels. Preferably the hPPAR δ agonist is a selective agonist.

15 In a further aspect the present invention provides a method for treating Type 2 diabetes, decreasing insulin resistance or lowering blood pressure comprising administering a hPPAR δ agonist. Preferably the hPPAR δ agonist is a selective agonist.

In a further aspect there is provided the use of a hPPAR δ agonist for the manufacture of a medicament for treating Type 2 diabetes, decreasing insulin resistance or lowering blood pressure. Preferably the hPPAR δ agonist is a selective agonist.

20 In a further aspect the invention provides a method for decreasing fibrinogen levels comprising administering a hPPAR δ agonist. Preferably the hPPAR δ agonist is a selective agonist.

25 In a further aspect there is provided the use of a hPPAR δ agonist for the manufacture of a medicament for decreasing fibrinogen levels. Preferably the hPPAR δ agonist is a selective agonist.

In a further aspect the invention provides a method for decreasing LDLc levels comprising administering a hPPAR δ agonist. Preferably the hPPAR δ agonist is a selective agonist.

30 In a further aspect the invention provides the use of a hPPAR δ agonist for the manufacture of a medicament for decreasing LDLc levels. Preferably the hPPAR δ agonist is a selective agonist.

In a further aspect the invention provides a method for shifting the LDL particle size from small dense to normal dense LDL comprising administering a hPPAR δ agonist. Preferably the hPPAR δ agonist is a selective agonist.

In a further aspect the invention provides the use of a hPPAR δ agonist for the manufacture of a medicament for shifting the LDL particle size from small dense to normal dense LDL. Preferably the hPPAR δ agonist is a selective agonist.

5 As used herein, "a compound of the invention" means a compound of formula (I) or a pharmaceutically acceptable salt or, solvate, thereof.

10 While hydrolyzable esters and tetrazole derivatives are included in the scope of this invention, the acids are preferred because the data suggests that while the esters are useful compounds, it may actually be the acids to which they hydrolyze that are the active compounds. Esters that hydrolyze readily can produce the carboxylic acid in the assay conditions or in vivo. Generally the carboxylic acid is active in both the binding and transient transfection assays, while the ester does not usually bind well but is active in the transient transfection assay presumably due to hydrolysis. Preferred hydrolysable esters are C₁₋₆ alkyl esters wherein the alkyl group may be straight chain or branched chain. Methyl or ethyl esters are more preferred.

15 Preferably therefore X represents COOH;

Preferably X¹ is O, S, or is absent. More preferably X¹ represents O.

Preferably X² is S.

20 Preferably R¹ is H or CH₃, more preferably CH₃.

Preferably R² is H.

Preferably Z is N.

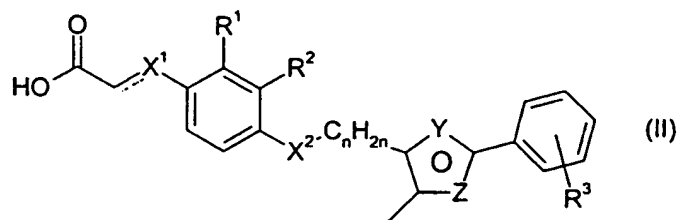
Preferably Y is S.

Preferably n is 1.

25 Preferably y is 1 or 2. When y is 2, preferably one of the substituents is halogen; more preferably one is halogen and the other is CF₃. More preferably y is 1. When y is 1, preferably the substituent is in the para position on the ring and is more preferably CF₃.

30 A particular group of compounds is compounds of formula (II), and pharmaceutically acceptable salts, solvates, and hydrolyzable esters thereof, wherein

6



X^1 is NH, NCH_3 , O, S, a bond (i.e. is absent), CH_2 , or CH where the dashed line indicates that when X^1 is CH the depicted bond is a double bond;

5

X^2 is O or S;

R^1 is H, CH_3 , OCH_3 , or halogen;

R^2 is H, OCH_3 , or halogen

n is 1 or 2;

one of Y and Z is N and the other is S or O.

10

R^3 is H, CF_3 or halogen.

While the preferred groups for each variable have generally been listed above separately for each variable, preferred compounds of this invention include those in which several or each variable in Formula (I) is selected from the preferred, more preferred, or most preferred groups for each variable. Therefore, this invention is intended to include all combinations of preferred, more preferred, and most preferred groups.

15

Preferably, the compounds of formula (I) are hPPAR δ agonists. As used herein, by "agonist", or "activating compound", or "activator", or the like, is meant those compounds which have a pKi of at least 6.0, preferably at least 7.0, to the relevant PPAR, for example hPPAR δ , in the binding assay described below, and which achieve at least 50% activation of the relevant PPAR relative to the appropriate indicated positive control in the transfection assay described below at concentrations of 10^{-5} M or less. Preferably, the agonist of this invention achieve 50% activation of human PPAR δ in the transfection assay at concentrations of 10^{-7} M or less, more preferably 10^{-9} M or less.

20

25

Most preferably, the compounds of formula (I) are selective hPPAR δ agonists. As used herein, a "selective hPPAR δ agonist" is a hPPAR δ agonist whose EC50 for PPAR δ is at least 10 fold lower than its EC50 for PPAR γ and PPAR α . Such selective compounds may be referred to as "10-fold selective." EC50 is defined in the transfection assay described below and is the

30

concentration at which a compound achieves 50% of its maximum activity. Most preferred compounds are greater than 100-fold selective hPPAR δ agonists.

The PPAR δ selective compounds of this invention elevate HDL-c in db/db mice and primate models and lower fibrinogen in primate models. These PPAR δ selective agonists unexpectedly lower triglycerides and insulin levels in the primate.

Since the literature suggests that such triglyceride and fibrinogen lowering effects are due to PPAR alpha agonist activity, it would not be obvious that adding PPAR delta agonist activity to other PPAR activity such as alpha or gamma or alpha/gamma dual activity, would provide any additional triglyceride or fibrinogen lowering benefits. We have surprisingly found that adding PPAR delta activity to other PPAR activity, including PPAR alpha activity, could result in additional triglyceride, LDLc or fibrinogen lowering benefits as well as decreasing insulin resistance.

15

Preferred compounds of the present invention include:

2-[2-methyl-4-({4-methyl-2-[4-(trifluoromethyl)phenyl]-1,3-oxazol-5-yl)methoxy}phenoxy]acetic acid

20

3-[2-methyl-4-({4-methyl-2-[4-(trifluoromethyl)phenyl]-1,3-thiazol-5-yl)methoxy}phenyl]propanoic acid

3-[2-methyl-4-({4-methyl-2-[4-(trifluoromethyl)phenyl]-1,3-oxazol-5-yl)methoxy}phenyl]propanoic acid

2-{4-[(4-methyl-2-[4-(trifluoromethyl)phenyl]-1,3-oxazol-5-yl)methyl]sulfanyl}phenyl}acetic acid

25

2-[2-methyl-4-({4-methyl-2-[4-(trifluoromethyl)phenyl]-1,3-thiazol-5-yl)methoxy}phenoxy]acetic acid

3-[4-({4-methyl-2-[4-(trifluoromethyl)phenyl]-1,3-thiazol-5-yl)methoxy}phenyl]propanoic acid

30

(E)-3-[2-methyl-4-({4-methyl-2-[4-(trifluoromethyl)phenyl]-1,3-oxazol-5-yl)methoxy}phenyl]-2-propenoic acid

methyl 3-[4-({4-methyl-2-[4-(trifluoromethyl)phenyl]-1,3-thiazol-5-yl)methoxy}phenyl]propanoate

2-{4-[(4-methyl-2-[4-(trifluoromethyl)phenyl]-1,3-thiazol-5-yl)methyl]sulfanyl}phenyl}acetic acid

- 2-({4-[(4-methyl-2-[4-(trifluoromethyl)phenyl]-1,3-oxazol-5-yl)methyl)sulfanyl]phenyl)sulfanyl)acetic acid
2-[methyl-4-({4-methyl-2-[4-(trifluoromethyl)phenyl]-1,3-thiazol-5-yl)methoxy)anilino]acetic acid
- 5 2-{3-chloro-4-[(4-methyl-2-[4-(trifluoromethyl)phenyl]-1,3-oxazol-5-yl)methyl)sulfanyl]phenyl}acetic acid
2-[2-chloro-4-({4-methyl-2-[4-(trifluoromethyl)phenyl]-1,3-oxazol-5-yl)methoxy]phenoxy]acetic acid
2-[3-chloro-4-({4-methyl-2-[4-(trifluoromethyl)phenyl]-1,3-thiazol-5-yl)methoxy]phenyl]acetic acid
- 10 2-[4-[(4-methyl-2-[4-(trifluoromethyl)phenyl]-1,3-oxazol-5-yl)methyl)sulfanyl]phenoxy]acetic acid
(E)-3-[4-({4-methyl-2-[4-(trifluoromethyl)phenyl]-1,3-oxazol-5-yl)methoxy]phenyl]-2-propenoic acid
- 15 2-[4-({4-methyl-2-[4-(trifluoromethyl)phenyl]-1,3-oxazol-5-yl)methoxy]phenoxy]acetic acid
2-[3-fluoro-4-({4-methyl-2-[4-(trifluoromethyl)phenyl]-1,3-thiazol-5-yl)methoxy]phenyl]acetic acid
methyl 2-[3-chloro-4-({4-methyl-2-[4-(trifluoromethyl)phenyl]-1,3-oxazol-5-yl)methoxy]phenyl]acetate
- 20 2-{2-methyl-4-[(4-methyl-2-[4-bromophenyl]-1,3-thiazol-5-yl)methyl)sulfanyl]phenoxy}acetic acid
ethyl 2-{2-methyl-4-[(4-methyl-2-[4-bromophenyl]-1,3-thiazol-5-yl)methyl)sulfanyl]phenoxy}acetate
- 25 2-{2-methyl-4-[(4-methyl-2-[4-chlorophenyl]-1,3-thiazol-5-yl)methyl)sulfanyl]phenoxy}acetic acid
ethyl 2-{2-methyl-4-[(4-methyl-2-[4-chlorophenyl]-1,3-thiazol-5-yl)methyl)sulfanyl]phenoxy}acetate
- 30 2-{2-methyl-4-[(4-methyl-2-[4-fluorophenyl]-1,3-thiazol-5-yl)methyl)sulfanyl]phenoxy}acetic acid
ethyl 2-{2-methyl-4-[(4-methyl-2-[4-fluorophenyl]-1,3-thiazol-5-yl)methyl)sulfanyl]phenoxy}acetate
2-{2-methyl-4-[(4-methyl-2-[3,4-difluorophenyl]-1,3-thiazol-5-yl)methyl)sulfanyl]phenoxy}acetic acid

- ethyl 2-{2-methyl-4-[(4-methyl-2-[3,4-difluorophenyl]-1,3-thiazol-5-yl)methyl)sulfanyl]phenoxy}acetate
 2-{2-methyl-4-[(4-methyl-2-[3,4-dichlorophenyl]-1,3-thiazol-5-yl)methyl)sulfanyl]phenoxy}acetic acid
 5 ethyl 2-{2-methyl-4-[(4-methyl-2-[3,4-dichlorophenyl]-1,3-thiazol-5-yl)methyl)sulfanyl]phenoxy}acetate
 2-{2-methyl-4-[(4-methyl-2-[3,5-bis(trifluoromethyl)phenyl]-1,3-thiazol-5-yl)methyl)sulfanyl]phenoxy}acetic acid
 10 ethyl 2-{2-methyl-4-[(4-methyl-2-[3,5-bis(trifluoromethyl)phenyl]-1,3-thiazol-5-yl)methyl)sulfanyl]phenoxy}acetate
 ethyl 2-{2-methyl-4-[(4-methyl-2-[3-fluoro-4-(trifluoromethyl)phenyl]-1,3-thiazol-5-yl)methyl)sulfanyl]phenoxy}acetate
 5-[4-((4-methyl-2-[4-(trifluoromethyl)phenyl]-1,3-oxazol-5-yl)methoxy)phenoxy)methyl]-2H-tetrazole
 15 5-[4-((4-methyl-2-[4-(trifluoromethyl)phenyl]-1,3-oxazol-5-yl)methoxy)benzyl]-2H-tetrazole
 5-[4-((4-methyl-2-[4-(trifluoromethyl)phenyl]-1,3-thiazol-5-yl)sulfanyl)benzyl]-2H-tetrazole
 20 5-[4-((4-methyl-2-[4-(trifluoromethyl)phenyl]-1,3-oxazol-5-yl)sulfanyl)benzyl]-2H-tetrazole
 5-[2-methyl-4-((4-methyl-2-[4-(trifluoromethyl)phenyl]-1,3-thiazol-5-yl)methoxy)benzyl]-2H-tetrazole
 5-[2-methyl-4-((4-methyl-2-[4-(trifluoromethyl)phenyl]-1,3-thiazol-5-yl)sulfanyl)benzyl]-2H-tetrazole
 25

More preferred compounds of the invention are:

- 30 2-{2-methyl-4-[(4-methyl-2-[4-(trifluoromethyl)phenyl]-1,3-thiazol-5-yl)methyl)sulfanyl]phenoxy}acetic acid
 2-{2-methyl-4-[(4-methyl-2-[4-(trifluoromethyl)phenyl]-1,3-oxazol-5-yl)methyl)sulfanyl]phenoxy}acetic acid
 methyl 2-{4-[(4-methyl-2-[4-(trifluoromethyl)phenyl]-1,3-thiazol-5-yl)methyl)sulfanyl]phenoxy}acetate

2-4-[(4-methyl-2-[4-(trifluoromethyl)phenyl]-1,3-thiazol-5-yl)methyl)sulfanyl]phenoxy)acetic acid

(E)-3-[2-methyl-4-[(4-methyl-2-[4-(trifluoromethyl)phenyl]-1,3-thiazol-5-yl)methoxy]phenyl]-2-propenoic acid

5 2-[3-chloro-4-[(4-methyl-2-[4-(trifluoromethyl)phenyl]-1,3-thiazol-5-yl)methyl)sulfanyl]phenyl]acetic acid

2-[2-methyl-4-[(4-methyl-2-[3-fluoro-4-(trifluoromethyl)phenyl]-1,3-thiazol-5-yl)methyl)sulfanyl]phenoxy)acetic acid

10 A particularly preferred compound of the invention is:

2-[2-methyl-4-[(4-methyl-2-[4-(trifluoromethyl)phenyl]-1,3-thiazol-5-yl)methyl)sulfanyl]phenoxy)acetic acid.

15 All the preferred and most preferred compounds listed above are selective hPPAR δ agonists.

It will also be appreciated by those skilled in the art that the compounds of the present invention may also be utilized in the form of a pharmaceutically acceptable salt or solvate thereof. The physiologically acceptable salts of the
20 compounds of formula (I) include conventional salts formed from pharmaceutically acceptable inorganic or organic acids or bases as well as quaternary ammonium acid addition salts. More specific examples of suitable acid salts include hydrochloric, hydrobromic, sulfuric, phosphoric, nitric, perchloric, fumaric, acetic, propionic, succinic, glycolic, formic, lactic, maleic,
25 tartaric, citric, palmoic, malonic, hydroxymaleic, phenylacetic, glutamic, benzoic, salicylic, fumaric, toluenesulfonic, methanesulfonic, naphthalene-2-sulfonic, benzenesulfonic hydroxynaphthoic, hydroiodic, malic, steric, tannic and the like. Other acids such as oxalic, while not in themselves pharmaceutically acceptable, may be useful in the preparation of salts useful as intermediates in
30 obtaining the compounds of the invention and their pharmaceutically acceptable salts. More specific examples of suitable basic salts include sodium, lithium, potassium, magnesium, aluminium, calcium, zinc, N,N'-dibenzylethylenediamine, chlorprocaine, choline, diethanolamine, ethylenediamine, N-methylglucamine and procaine salts. Those skilled in the art of organic chemistry will appreciate
35 that many organic compounds can form complexes with solvents in which they

are reacted or from which they are precipitated or crystallized. These complexes are known as "solvates". For example, a complex with water is known as a "hydrate". Solvates of the compound of formula (I) are within the scope of the invention. References hereinafter to a compound according to the invention include both compounds of formula (I) and their pharmaceutically acceptable salts and solvates.

It will be appreciated by those skilled in the art that reference herein to treatment extends to prophylaxis as well as the treatment of established diseases or symptoms. Moreover, it will be appreciated that the amount of a compound of the invention required for use in treatment will vary with the nature of the condition being treated and the age and the condition of the patient and will be ultimately at the discretion of the attendant physician or veterinarian. In general, however, doses employed for adult human treatment will typically be in the range of 0.02-5000 mg per day, preferably 1-1500 mg per day. The desired dose may conveniently be presented in a single dose or as divided doses administered at appropriate intervals, for example as two, three, four or more sub-doses per day.

While it is possible that compounds of the present invention may be therapeutically administered as the raw chemical, it is preferable to present the active ingredient as a pharmaceutical formulation. Accordingly, the present invention further provides for a pharmaceutical formulation comprising a compound of formula (I) or a pharmaceutically acceptable salt or solvate thereof together with one or more pharmaceutically acceptable carriers therefor and, optionally, other therapeutic and/or prophylactic ingredients.

Formulations of the present invention include those especially formulated for oral, buccal, parenteral, transdermal, inhalation, intranasal, transmucosal, implant, or rectal administration, however, oral administration is preferred. For buccal administration, the formulation may take the form of tablets or lozenges formulated in conventional manner. Tablets and capsules for oral administration may contain conventional excipients such as binding agents, (for example, syrup, acacia, gelatin, sorbitol, tragacanth, mucilage of starch or polyvinylpyrrolidone), fillers (for example, lactose, sugar, microcrystalline cellulose, maize-starch, calcium phosphate or sorbitol), lubricants (for example, magnesium stearate, stearic acid, talc, polyethylene glycol or silica), disintegrants (for example, potato starch or sodium starch glycollate) or wetting

agents, such as sodium lauryl sulfate. The tablets may be coated according to methods well-known in the art.

Alternatively, the compounds of the present invention may be incorporated into oral liquid preparations such as aqueous or oily suspensions, solutions, emulsions, syrups or elixirs, for example. Moreover, formulations containing these compounds may be presented as a dry product for constitution with water or other suitable vehicle before use. Such liquid preparations may contain conventional additives such as suspending agents such as sorbitol syrup, methyl cellulose, glucose/sugar syrup, gelatin, hydroxyethylcellulose, carboxymethyl cellulose, aluminum stearate gel or hydrogenated edible fats; emulsifying agents such as lecithin, sorbitan mono-oleate or acacia; non-aqueous vehicles (which may include edible oils) such as almond oil, fractionated coconut oil, oily esters, propylene glycol or ethyl alcohol; and preservatives such as methyl or propyl p-hydroxybenzoates or sorbic acid. Such preparations may also be formulated as suppositories, e.g., containing conventional suppository bases such as cocoa butter or other glycerides.

Additionally, formulations of the present invention may be formulated for parenteral administration by injection or continuous infusion. Formulations for injection may take such forms as suspensions, solutions, or emulsions in oily or aqueous vehicles, and may contain formulatory agents such as suspending, stabilizing and/or dispersing agents. Alternatively, the active ingredient may be in powder form for constitution with a suitable vehicle (e.g., sterile, pyrogen-free water) before use.

The formulations according to the invention may also be formulated as a depot preparation. Such long acting formulations may be administered by implantation (for example, subcutaneously or intramuscularly) or by intramuscular injection. Accordingly, the compounds of the invention may be formulated with suitable polymeric or hydrophobic materials (as an emulsion in an acceptable oil, for example), ion exchange resins or as sparingly soluble derivatives as a sparingly soluble salt, for example.

The formulations according to the invention may contain between 0.1-99% of the active ingredient, conveniently from 30-95% for tablets and capsules and 3-50% for liquid preparations.

The compound of formula (I) for use in the instant invention may be used in combination with other therapeutic agents for example, statins and/or other

lipid lowering drugs for example MTP inhibitors and LDLR upregulators. The compounds of the invention may also be used in combination with antidiabetic agents, e.g. metformin, sulfonylureas, or PPAR gamma, PPAR alpha and PPAR alpha/gamma agonists (for example thiazolidinediones such as e.g. Pioglitazone and Rosiglitazone). The compounds may also be used in combination with antihypertensive agents such as angiotensin antagonists eg telmisartan, calcium channel antagonists eg lacidipine and ACE inhibitors eg enalapril . The invention thus provides in a further aspect the use of a combination comprising a compound of formula (I) with a further therapeutic agent in the treatment of a hPPAR delta mediated disease.

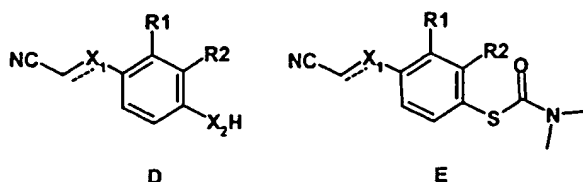
When the compounds of formula (I) are used in combination with other therapeutic agents, the compounds may be administered either sequentially or simultaneously by any convenient route.

The combinations referred to above may conveniently be presented for use in the form of a pharmaceutical formulation and thus pharmaceutical formulations comprising a combination as defined above optimally together with a pharmaceutically acceptable carrier or excipient comprise a further aspect of the invention. The individual components of such combinations may be administered either sequentially or simultaneously in separate or combined pharmaceutical formulations.

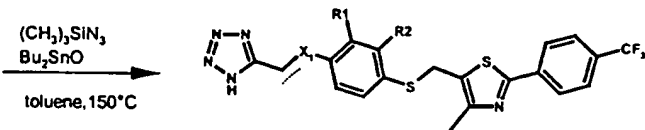
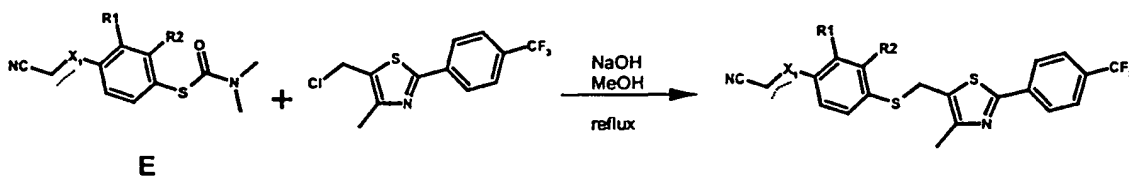
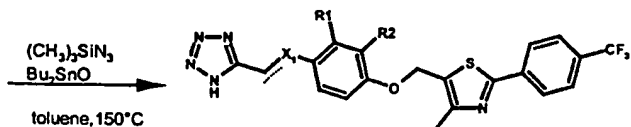
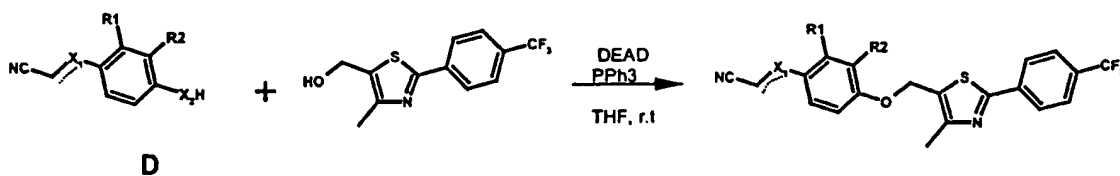
When combined in the same formulation it will be appreciated that the two compounds must be stable and compatible with each other and the other components of the formulation and may be formulated for administration. When formulated separately they may be provided in any convenient formulation, conveniently in such a manner as are known for such compounds in the art.

When a compound of formula (I) is used in combination with a second therapeutic agent active against the same disease, the dose of each compound may differ from that when the compound is used alone. Appropriate doses will be readily appreciated by those skilled in the art.

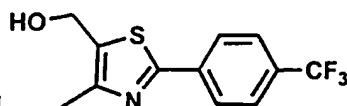
halide (C) or by coupling of a moiety like E with an alkyl halide (C) using a suitable non nucleophilic base such as NaOH.



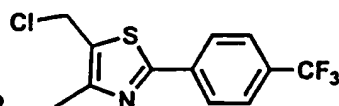
5 For example, when n is 1, Y is S, Z is N, and R³ is para-CF₃:



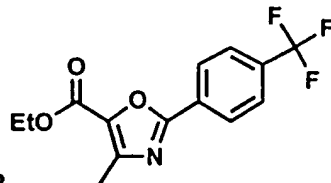
10 The invention is further illustrated by the following Intermediates and Examples which should not be construed as constituting a limitation thereto.

INTERMEDIATESIntermediate 1

To a well stirred solution of LiAlH_4 (1.52 g, 40 mmol) in dry THF (50 mL) at 0 °C, was slowly added a solution of ethyl 4-methyl-2-[4-(trifluoromethyl)phenyl]-thiazole-5-carboxylate (12.6 g, 40 mmol) in dry THF (50 mL). The mixture was stirred at room temperature for 2 hs. The reaction was quenched by slow addition at 0 °C of water (2 mL), 5N NaOH (2 mL) and water (6 mL). The precipitate was filtered, washed with EtOAc, MeOH, CH_2Cl_2 and THF. After evaporation, a yellow solid was obtained, that was crystallized from MeOH-water to afford intermediate 1 depicted above (9.90 g, 36 mmol, 90%) as a yellow solid mp 120-122 °C.

Intermediate 2

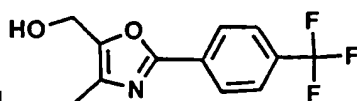
To a cold (0°C) stirred solution of intermediate 1 (8.2g, 30 mmol) and Et_3N (6.07 g, 8.36 mL, 60 mmol), in dry CH_2Cl_2 (120 mL) was slowly added MeSO_2Cl (5.49 g, 3.71mL, 48 mmol). After 2 hs at 0°C more Et_3N (6 mmol) and MeSO_2Cl (4.8 mmol) were added. After 2 more h a tlc (hexane:EtOAc, 1:1) showed complete reaction. The reaction mixture was diluted with CH_2Cl_2 (120 mL) and washed with NaHCO_3 (sat.) (2 x 240 mL) and water (2 x 240 mL), dried, filtered and evaporated to afford intermediate 2 (8.0 g, 27 mmol, 90%) as a yellow solid.

Intermediate 3

A neat mixture of methyl 2-chloroacetoacetate (9.88 g, 8.0 mL, 65.6 mmol) and 4-(trifluoromethyl)benzamide acid (5.67 g, 30 mmol), was heated in an oil bath at 120 °C for 48 h. The dark mixture was cooled down to room temperature and diluted with EtOAc (100 mL) and successively washed with : NaHCO_3 (sat.) (3 x 100 mL) and water (3 x 100 mL), dried, filtered and evaporated to a syrup. The syrup was dissolved in acetone and precipitated

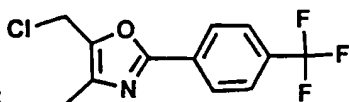
with hexane. The solids (unreacted 4-(trifluoromethyl)benzamide acid) were filtered and washed with more hexane. The solution was evaporated under vacuum at 60 °C to eliminate traces of methyl 2-chloroacetoacetate. The resulting mixture was purified by flash column chromatography (hexane:EtOAc, 95:5), to afford intermediate 3 (2.2 g, 7.7 mmol, 25%) as a white solid.

5

**Intermediate 4**

To a well stirred solution of LiAlH_4 (213 mg, 5.6 mmol) in dry THF (7.0 mL) at 0°C, was slowly added a solution of intermediate 3 (1.6 g, 5.6 mmol) in dry THF (7.0 mL). The mixture was stirred at room temperature for 2 h. The reaction was quenched by slow addition at 0°C of water (0.3 mL), 5N NaOH (0.3 mL) and water (0.9 mL). The precipitate was filtered, washed with EtOAc, MeOH, CH_2Cl_2 and THF. After evaporation, intermediate 4 (1.1 g, 4.3 mmol, 77%) was obtained as a yellow solid.

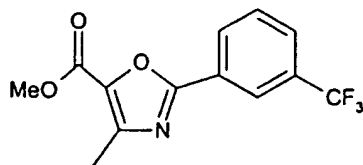
10

**Intermediate 5**

To a cold (0°C) stirred solution of intermediate 4 (2.57 g, 10 mmol) and Et_3N (2.02 g, 2.78 mL, 20 mmol), in dry CH_2Cl_2 (40 mL) was slowly added MeSO_2Cl (1.83 g, 1.24 mL, 16 mmol). After 2 h at 0°C more Et_3N (4 mmol) and MeSO_2Cl (3.2 mmol) were added. After 2 more h a tlc (hexane:EtOAc, 1:1), showed complete reaction. The reaction mixture was diluted with CH_2Cl_2 (40 mL) and washed with NaHCO_3 (sat.) (2 x 80 mL) and water (2 x 80 mL), dried, filtered and evaporated to afford intermediate 5 (2.8 g, 10 mmol, 100%) as a yellow solid.

15

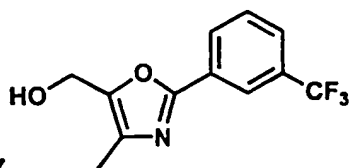
20

**Intermediate 6**

A solution of 3-(trifluoromethyl)benzoic acid (570 mg, 3.0 mmol) in dry DMF (10 mL) was heated at 55°C. Solid K_2CO_3 (220 mg, 1.53 mmol) was added, followed by methyl 2-chloroacetoacetate (452 mg, 3.0 mmol). The

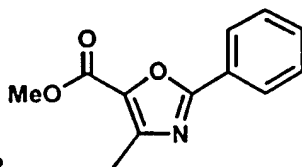
25

suspension was stirred for 1.5 h at 55°C. The reaction was then partitioned between water (40 mL) and ether (50 mL). The organic layer was further washed with brine (2 x 40 mL), dried, filtered and evaporated to a yellow oil. A solution of this oil in AcOH (10 mL), was added to a suspension of NH₄OAc (0.64 g, 8.3 mmol) in dry toluene (10 mL). The reaction was then refluxed overnight. It was poured into ice/water (60 mL) and extracted with ether (4 x 30 mL). The organic layer was washed with brine (2 x 60 mL), dried, filtered and evaporated to give crude material that was purified by flash column chromatography (CH₂Cl₂) to afford intermediate 6 (320 mg, 1.12 mmol, 37 %) as a white solid.



Intermediate 7

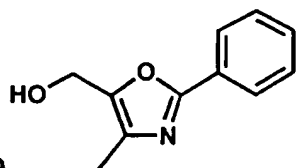
To a well stirred solution of LiAlH₄ (38 mg, 1.0 mmol) in dry THF (1.5 mL) at 0°C, was slowly added a solution of intermediate 6 (285 mg, 1.0 mmol) in dry THF (1.5 mL). The mixture was stirred at room temperature for 2 h. The reaction was quenched by slow addition at 0°C of water (100 μL), 5N NaOH (100 μL) and water (300 μL). The precipitate was filtered, washed with EtOAc, MeOH, CH₂Cl₂ and THF to afford intermediate 7 (210 mg, 0.82 mmol, 82 %) as a white solid.



Intermediate 8

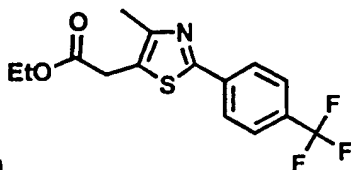
A solution of benzoic acid (1.22 g, 10.0 mmol) in dry DMF (20 mL) was heated at 55°C. Solid K₂CO₃ (691 mg, 5.0 mmol) was added, followed by methyl 2-chloroacetoacetate (1.50 g, 10.0 mmol). The suspension was stirred for 1.5 h at 55°C. The reaction was then partitioned between water (150 mL) and ether (150 mL). The organic layer was further washed with brine (2 x 150 mL), dried, filtered and evaporated to a yellow oil. A solution of this oil in AcOH (20 mL), was added to a suspension of NH₄OAc (2.13 g, 28 mmol) in dry toluene (20 mL). The reaction was then refluxed overnight. It was poured into ice/water (200 mL) and extracted with ether (4 x 100 mL). The organic layer was washed

with brine (2 x 200 mL), dried, filtered and evaporated to give crude material that was purified by flash column chromatography (hexane:EtOAc, 4:1) to afford intermediate 8 (720mg, 3.13 mmol, 32 %) as a white solid .



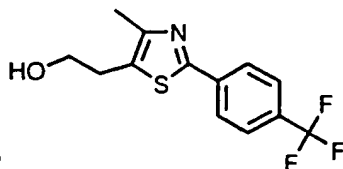
Intermediate 9

5 To a well stirred solution of LiAlH_4 (76 mg, 2.0 mmol) in dry THF (2.5 mL) at 0 °C, was slowly added a solution of intermediate 8 (434 mg, 2.0 mmol) in dry THF (2.5 mL). The mixture was stirred at room temperature for 2 h. The reaction was quenched by slow addition at 0°C of water (100 μL), 5N NaOH (100 μL) and water (300 μL). The precipitate was filtered, washed with EtOAc, MeOH, CH_2Cl_2 and THF to afford intermediate 9 (349 mg, 0.92 mmol, 46 %).
10 Which was used without further purification.



Intermediate 10

A solution of ethyl-3-bromo-4-oxopentanoate (670 mg, 3.0 mmol) and 4-(trifluoromethyl)thiobenzamide (677 mg, 3.3 mmol) in EtOH (5 mL) was refluxed overnight. After cooling to room temperature the solution was diluted with AcOEt. After adding hexane a precipitate appeared. It was filtered and washed with hexane to afford intermediate 10 (300 mg, 0.91 mmol) as a white solid. The mother liquors were evaporated to a syrup that was purified by flash column chromatography (hexane:EtOAc, 9:1) to afford additional intermediate 10 (300 mg, 0.91 mmol). Total yield was 60 %.
15
20

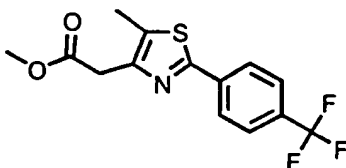


Intermediate 11

To a well stirred solution of LiAlH_4 (31 mg, 0.8 mmol) in dry THF (1.0 mL) at 0°C, was slowly added a solution of intermediate 10 (264 mg, 0.8 mmol) in dry THF (1.5 mL) and dry CH_2Cl_2 (1.5 mL). The mixture was stirred at room

temperature for 2 h. The reaction was quenched by slow addition at 0°C of water (50.0 μ L), 5N NaOH (50.0 μ L) and water (150 μ L). The precipitate was filtered, washed with EtOAc, MeOH, CH_2Cl_2 and THF. After evaporation intermediate 11 (133 mg, 0.46 mmol, 57 %) was obtained as a yellow solid.

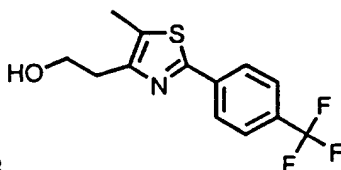
5



Intermediate 12

A solution of methyl-4-bromo-3-oxopentanoate (890 mg, 4.0 mmol) and 4-(trifluoromethyl)thiobenzamide (820 mg, 4.0 mmol) in EtOH (10 mL) was refluxed overnight. After cooling to room temperature the solution was diluted with AcOEt and successively washed with (sat.) NaHCO_3 (3 x 50 mL) and brine (2 x 50 mL), dried, filtered, and evaporated to dryness. A yellow solid was obtained, that was purified by flash column chromatography (hexane:EtOAc, 1:1) to afford the title compound (1.32 g, 4.0 mmol, 100 %) as a white solid.

10

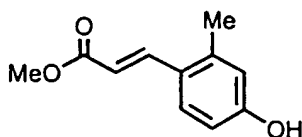


Intermediate 13

To a well stirred solution of LiAlH_4 (76 mg, 2.0 mmol) in dry THF (2.5 mL) at 0°C, was slowly added a solution of Intermediate 12 (659 mg, 2.0 mmol) in dry THF (2.5 mL). The mixture was stirred at room temperature for 2 h. The reaction was quenched by slow addition at 0°C of water (100 μ L), 5N NaOH (100 μ L) and water (300 μ L). The precipitate was filtered, washed with EtOAc, MeOH, CH_2Cl_2 and THF. After evaporation compound the title compound was obtained as a yellow solid (472 mg, 1.64 mmol, 82 %).

15

20

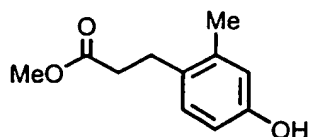


Intermediate 14

Methyl acrylate and 4-bromo-3-methylphenol were coupled using Heck conditions as described in the general procedure 4. The crude material was

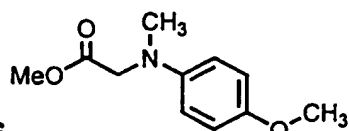
25

crystallized from acetone:hexane to afford the title compound (40 %) as an amorphous solid.



Intermediate 15

5 A solution of intermediate 14 (1.92 g, 10 mmol) in EtOAc (50 mL) was hydrogenated at 50-60 psi at room temperature, in the presence of Pd/C 10% (500 mg). After 15 min., the mixture was filtered through celite, washed with additional EtOAc and evaporated to afford the title compound (1.94 g, 10 mmol, 100 %) as a colorless syrup.



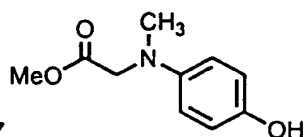
10

Intermediate 16

N-Methylanisidine (2.0 g, 15 mmol), methyl bromoacetate (2.25 g, 15 mmol), DMAP (0.04 g, 2% by wt), and Net_3 (2.25 g, 15 mmol) in EtOH (50 mL) was refluxed for 1 h. The solvents were evaporated. The remaining residue was chromatographed on a silica gel column with 10% EtOAc in hexanes to afford the title compound (70%) as a yellow oil: NMR (DMSO-d₆) δ 2.97 (s, 3H), 3.66(s, 3H), 3.72 (s,3H), 4.18 (s,2H), 6.68(d, 2H), 6.85(d, 2H)

15

MS m/z 210 (M+1)-

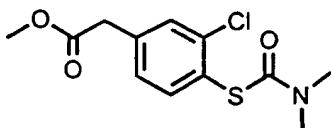


Intermediate 17

20 Intermediate 16 (1.9 g, 9.0 mmol) in CH_2Cl_2 (10 mL) was added to 1M BBr_3 in CH_2Cl_2 (28 mL) slowly at 0 °C. The resulting solution was stirred at low temperature for 2 h, and poured onto ice-water. The mixture was extracted with CH_2Cl_2 (2x50 mL), dried, and evaporated. A solution of this residue and acetyl chloride(1.4 g, 18 mmol) in MeOH was refluxed for 18h. The solvents were evaporated. The residue was chromatographed over silica gel to afford the title compound (45%) as a yellow oil: NMR (MeOH-d₄) δ 3.39 (s, 3H), 3.72(s, 3H), 4.51 (s,2H),6.87(d, 2H), 7.48 (d, 2H)

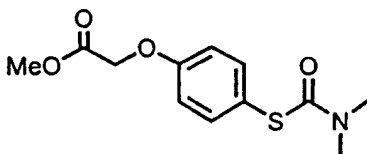
25

MS m/z 196(M+1)-



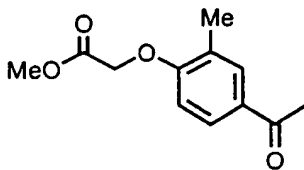
Intermediate 18

5 Methyl 3-Chloro-4-hydroxyphenylacetate was treated with dimethyl thiocarbamoyl chloride as described in general procedure 5 to afford, after column chromatography (hexane:EtOAc, 4:1), a brown oil (95 %). The residue was refluxed in tetradecane as to afford after column chromatography (hexane:EtOAc, 4:1) the title compound (77 %) as a yellow oil.



10 **Intermediate 19**

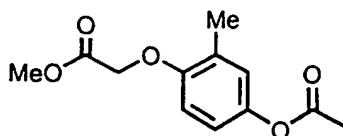
Methyl 2-(4-hydroxyphenoxy)acetate was treated with dimethyl thiocarbamoyl chloride as described in general procedure 5 to afford, after column chromatography (hexane:EtOAc, 4:1), (84 %) as a yellow oil. The oil was refluxed in tetradecane as to afford after column chromatography (hexane:EtOAc, 4:1) the title compound (53 %) as a yellow oil.



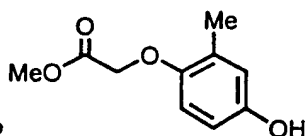
Intermediate 20

20 A mixture of methyl bromoacetate (3.80 g, 2.35 mL, 25.0 mmol), 4-hydroxy-3-methylacetophenone (4.13 g, 27.5 mmol), and Cs₂CO₃ (17.9 g, 55 mmol) in dry acetonitrile (125 mL) was stirred overnight at r.t. The mixture was filtered, washed with acetonitrile, and the solvent evaporated. The remaining syrup was redissolved in EtOAc (400mL), washed with 1N NaOH (3 x 400 mL) and water (2 x 400 mL), dried, filtered, and evaporated to afford the pure title compound (5.50 g, 24.7 mmol, 99%) as a white solid.

23

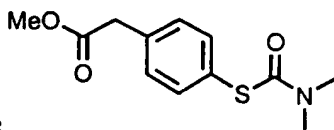
**Intermediate 21**

5 A solution of Intermediate 20 (5.33 g, 24 mmol), mCPBA (7.25 g, 42 mmol) and p-TsOH (480 mg) in dry dichloromethane (120 mL) was refluxed for 48 h. The reaction mixture was diluted with dichloromethane (120 mL), and successively washed with: aq. KI (2 x 200 mL), NaHSO₃ (2 x 200 mL), dried, filtered and evaporated to afford the title compound (5.0 g, 21 mmol, 87%) as a syrup.

**Intermediate 22**

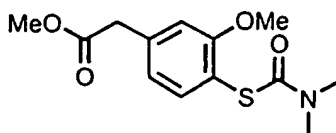
10 A solution of intermediate 21 (4.76 g, 20 mmol) in dry methanol (180 mL) was treated with a 0.5 N solution of NaOCH₃ in MeOH (40 mL, 20 mmol). After 1 h at r.t., the solution was neutralized with 1 N HCl (20 mL). The solvent was evaporated, and the residue partitioned between dichloromethane (300 mL) and water (300 mL). The organic solution was separated, washed with water (300 mL), dried, filtered, and evaporated to afford the title compound (3.3 g, 16.8 mmol, 84%) as a brown solid.

15

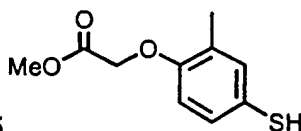
**Intermediate 23**

20 Methyl 4-hydroxyphenylacetate was treated with dimethyl thiocarbonyl chloride as described in general procedure 5 to afford, after column chromatography (hexane:EtOAc, 4:1) (90 %) a yellow solid. The solid was refluxed in tetradecane to afford after column chromatography (hexane:EtOAc, 4:1) the title compound (74 %) as a brown oil.

24

**Intermediate 24**

5 Methyl 3-methoxy-4-hydroxyphenylacetate was treated with dimethyl thiocarbamoyl chloride as described in general procedure 5 to afford, after column chromatography (hexane:EtOAc, 4:1), a brown oil (95 %). The oil was refluxed in tetradecane to afford after column chromatography (hexane:EtOAc, 4:1) compound the title compound (17 %) as a yellow oil.

**Intermediate 25**

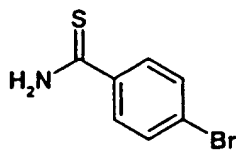
10 Intermediate 22 was treated with dimethyl thiocarbamoyl chloride as described in general procedure 5 to afford a dark oil (100 %). The dark oil was refluxed in tetradecane to afford after column chromatography (hexane:EtOAc, 2:1) compound a brown solid (47%). The brown solid was treated with NaOMe/HOMe to afford, after column chromatography (hexane:EtOAc, 4:1), compound the title compound (34%) as a colorless syrup.

15

General procedure A for the preparation of substituted thiobenzamides

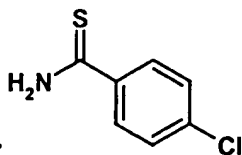
20 To a solution of P_4S_{10} (0.2 mmol) in toluene (100 mL) was added $NaHCO_3$ (2 mmol) and the mixture heated to reflux for ca. 30min. The substituted benzamide (1 mmol) was added and the reaction stirred at 90°C for 1h. The reaction was then evaporated to dryness, treated with brine (100 mL) and extracted with CH_2Cl_2 (2 X 50 mL). The organic phase dried, filtered, and evaporated to afford the final product.

25

**Intermediate 26**

The title compound was prepared as described in general procedure A to afford an orange solid (88%).

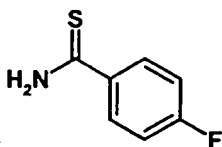
MS m/z 217 (M+1)



Intermediate 27

5 The title compound was prepared as described in general procedure A to afford an orange solid (99%).

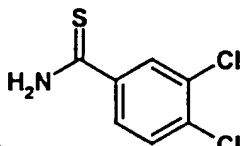
MS m/z 171



Intermediate 28

10 The title compound was prepared as described in general procedure A to afford an orange solid (58%).

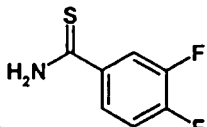
MS m/z 155



Intermediate 29

15 The title compound was prepared as described in general procedure A to afford a yellow solid (87%).

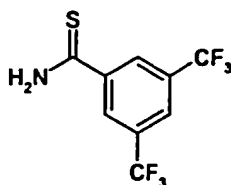
MS m/z 207 (M+1)



Intermediate 30

20 The title compound was prepared as described in general procedure A to afford a brownish orange solid (78%).

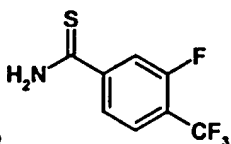
MS m/z 173

**Intermediate 31**

The title compound was prepared as described in general procedure A to afford a yellow semi-solid (55%).

MS m/z 273

5

**Intermediate 32**

The title compound was prepared as described in general procedure A to afford a yellow solid (50%).

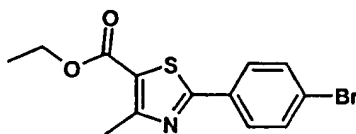
MS m/z 223

10

General procedure B for the preparation of 2-substituted phenyl-4-methyl-1,3-thiazole-5-carboxylic acid ethyl esters

To a solution of the substituted thiobenzamide (1 mmol) in EtOH (100 mL) was added ethyl 2-chloroacetoacetate (1.1 mmol) and the mixture heated to reflux overnight. The reaction is cooled to room temperature and the solvent evaporated. The solid is crystallized from Et₂O or hexane to afford the final product.

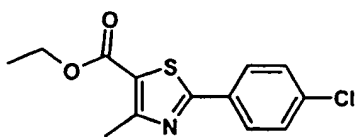
15

**Intermediate 33**

20

Intermediate 26 was reacted as described in general procedure B to afford the title compound as an off-white solid (41%).

MS m/z 327 (M+1)

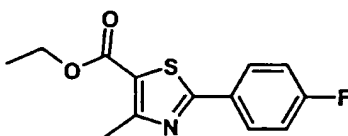
**Intermediate 34**

Intermediate 27 was reacted as described in general procedure B to afford the title compound as an off-white solid (29%).

MS m/z 281

5

Intermediate 35

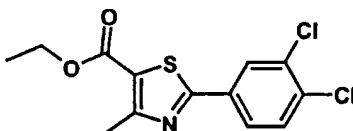


Intermediate 28 was reacted as described in general procedure B to afford the title compound as an off-white solid (25%).

¹H-NMR (CDCl₃) δ 1.35 (t, 3H), 2.75 (s, 3H), 4.35 (q, 2H), 7.15 (t, 2H), 7.95 (dd, 2H).

10

Intermediate 36

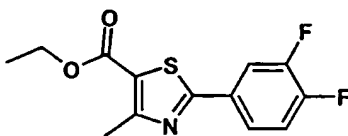


Intermediate 29 was reacted as described in general procedure B to afford the title compound as an off-white solid (46%).

MS m/z 315

15

Intermediate 37

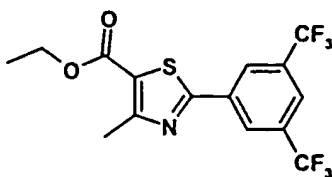


Intermediate 30 was reacted as described in general procedure B to afford the title compound as an off-white solid (41%).

¹H-NMR (CDCl₃) δ 1.35 (t, 3H), 2.75 (s, 3H), 4.35 (q, 2H), 7.25 (dd, 1H), 7.65 (m, 1H), 7.75 (ddd, 1H).

20

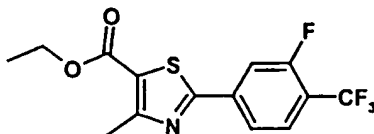
Intermediate 38



Intermediate 31 was reacted as described in general procedure B to afford the title compound as an off-white solid (58%).

MS m/z 383

25

**Intermediate 39**

Intermediate 32 was reacted as described in general procedure B to afford the title compound as an off-white solid (56%).

5

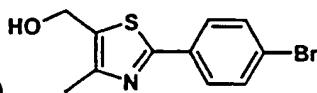
MS m/z 333

General procedure C for the preparation of 2-substituted phenyl-5-hydroxymethyl-4-methyl-1,3-thiazoles

To a solution of LiAlH_4 (2 mmol) in THF (100 mL) at 0°C was added the 2-substituted phenyl-4-methyl-1,3-thiazole-5-carboxylic acid ethyl ester. The reaction is stirred while it is allowed to warm to rt. After all the starting material has disappeared, the reaction is cautiously treated with water (5 mL) followed by 1N NaOH (10 mL). The mixture was filtered through celite. The filtrate was extracted with CH_2Cl_2 (3 x 50 mL). The organic phase was dried, filtered and evaporated to afford the final product.

10

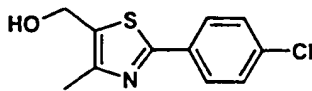
15

**Intermediate 40**

Intermediate 33 was reacted as described in general procedure C to afford the title compound as an off-white solid (75%).

20

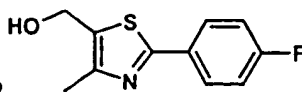
MS m/z 285 (M+1)

**Intermediate 41**

Intermediate 34 was reacted as described in general procedure C to afford the title compound as an off-white solid (87%).

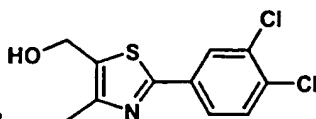
25

MS m/z 239

**Intermediate 42**

Intermediate 35 was reacted as described in general procedure C to afford the title compound as an off-white solid (89%).

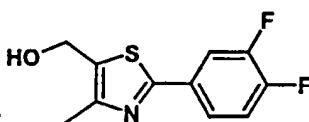
$^1\text{H-NMR}$ (CDCl_3) δ 1.7 (bs, 1H), 2.35 (s, 3H), 4.75 (s, 2H), 7.05 (t, 2H), 7.80 (dd, 2H).



Intermediate 43

5 Intermediate 36 was reacted as described in general procedure C to afford the title compound as an off-white solid (56%).

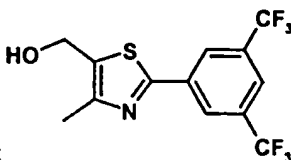
MS m/z 275 (M+1)



Intermediate 44

10 Intermediate 37 was reacted as described in general procedure C to afford the title compound as an off-white solid (52%).

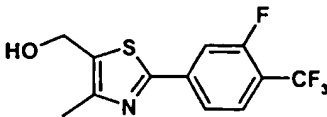
MS m/z 241



Intermediate 45

15 Intermediate 38 was reacted as described in general procedure C to afford the title compound as an off-white solid (27%).

MS m/z 341



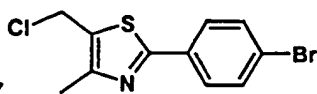
Intermediate 46

20 Intermediate 39 was reacted as described in general procedure C to afford the title compound as an off-white solid (63%).

MS m/z 291

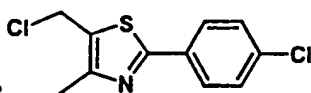
25 General procedure D for the preparation of 2-substituted phenyl-5-chloromethyl-4-methyl-1,3-thiazoles

5 To a solution of the 2-substituted phenyl-5-hydroxymethyl-4-methyl-1,3-thiazole (1 mmol) and Et₃N (2 mmol) in CH₂Cl₂ (100 mL) at 0°C was added dropwise methanesulfonyl chloride (1.6 mmol). After 2-4h the reaction was complete. CH₂Cl₂ (50 mL) is added and the organic phase washed with a saturated. NaHCO₃ solution (2 x 50 mL), water (2 x 50 mL), dried, filtered and then evaporated to afford the final product.



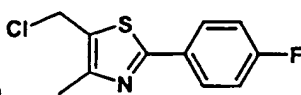
Intermediate 47

10 Intermediate 40 was reacted as described in general procedure D to afford the title compound as a white solid (40%).
MS m/z 303



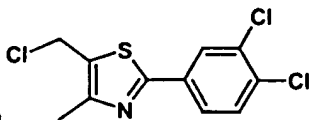
Intermediate 48

15 Intermediate 41 was reacted as described in general procedure D to afford the title compound as a white solid (80%).
MS m/z 259 (M+1)



Intermediate 49

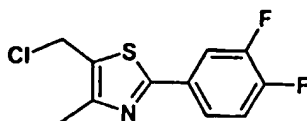
20 Intermediate 42 was reacted as described in general procedure D to afford the title compound as a pale yellow solid (100%).
MS m/z 241



Intermediate 50

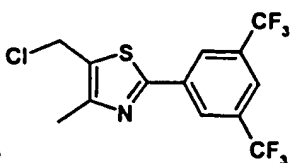
25 Intermediate 43 was reacted as described in general procedure D to afford the title compound as a pale yellow solid (74%).
1H-NMR (CDCl₃) δ2.40 (s, 3H), 4.70 (s, 2H), 7.40 (dd, 1H), 7.60 (dd, 1H), 7.90 (d, 1H).

31

**Intermediate 51**

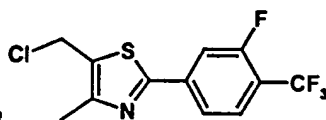
Intermediate 44 was reacted as described in general procedure D to afford the title compound as a pale yellow solid (83%).

5 $^1\text{H-NMR}$ (CDCl_3) δ 2.30 (s, 3H), 4.60 (s, 2H), 7.00 (dd, 1H), 7.40 (m, 1H), 7.50 (m, 1H).

**Intermediate 52**

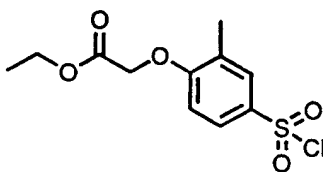
Intermediate 45 was reacted as described in general procedure D to afford the title compound as a pale yellow solid (100%).

10 $^1\text{H-NMR}$ (CDCl_3) δ 2.40 (s, 3H), 4.70 (s, 2H), 7.80 (s, 1H), 8.30 (s, 2H).

**Intermediate 53**

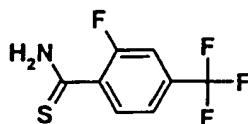
Intermediate 46 was reacted as described in general procedure D to afford the title compound as a pale yellow solid (100%).

15 $^1\text{H-NMR}$ (CDCl_3) δ 2.40 (s, 3H), 4.70 (s, 2H), 7.55-7.75 (m, 3H).

**Intermediate 54**

20 Chlorosulfonic acid (15mL) was cooled to 0°C . then 10.0 g (0.05M) of ethyl (2-methylphenoxy)acetate was added over 10 m. The reaction mixture was stirred at $0-5^\circ\text{C}$ for 30m, the bath was removed and stirring continued for 2 h. The reaction mixture was poured into ice, forming a white solid which was washed with ice water and dried under high vacuum affording the title compound (12.846 g, 86%).

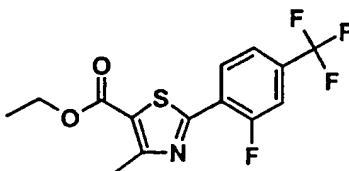
25

**Intermediate 55****2-Fluoro-4-(trifluoromethyl)benzenecarbothioamide**

5 To a solution of 2-fluoro-4-(trifluoromethyl)benzonitrile (5.2g, 27.5mmol) in 50ml methanol was added 10ml of water and NaSHxH₂O (7.71g, 137.5mmol). After heating at 50°C for 12 hours, the solvent was removed in vacuo and the residue treated with water (200ml) and extracted with ethyl acetate (2 x 150ml).

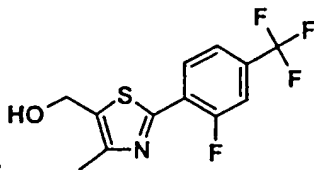
The organic layers were dried (MgSO₄) and the solvent evaporated to give crude residue which was purified by Biotage FlashElute with a 40M silica cartridge and eluting with hexanes/ ethyl acetate (4:1)

10 To yield 3.27g (53%) of 2-fluoro-4-(trifluoromethyl)benzenecarbothioamide, intermediate 55 as a yellow solid. MS m/z 223 (M+1)

**Intermediate 56**

Intermediate 55 was reacted as described in general procedure B to afford the title compound as a light yellow solid (71%)

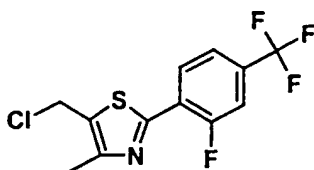
MS m/z 333 (M+1)

**Intermediate 57**

Intermediate 56 was reacted as described in general procedure C to afford the title compound as a light yellow solid (83%)

MS m/z 291 (M+1)

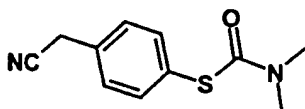
33

**Intermediate 58**

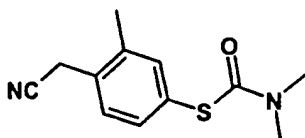
Intermediate 57 was reacted as described in general procedure D to afford the title compound as a light yellow solid (100%)

5 R_f of starting alcohol in 3:1 hexanes/ethyl acetate is 0.25

R_f of chloride in 3:1 hexanes/ethyl acetate is 0.75

**Intermediate 59**

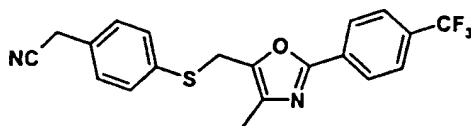
10 4-hydroxybenzyl cyanide was treated with dimethyl thiocarbonyl chloride as described in general procedure 5 to afford, after column chromatography (DCM), a yellow solid (78 %). The solid was refluxed in tetradecane as to afford after column chromatography (DCM:MeOH) the title compound (40 %) as an off-white solid.



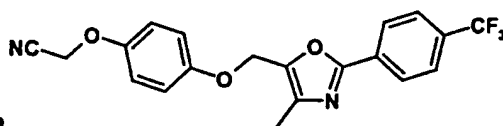
15 **Intermediate 60**

20 4-hydroxy-2-methylbenzyl cyanide was treated with dimethyl thiocarbonyl chloride as described in general procedure 5 to afford, after column chromatography (DCM), a yellow solid (48%). The solid was refluxed in tetradecane as to afford after column chromatography (DCM) the title compound (60%) as an off-white solid.

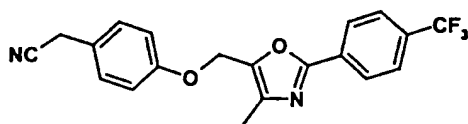
34

**Intermediate 61**

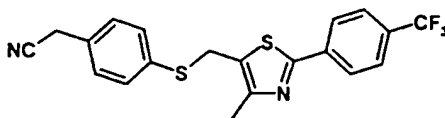
A solution of intermediate 59 (1g, 4.5 mmol) and NaOH (0.2g, 5 mmol) in dry MeOH (20 mL) was heated at 70°C for 5 h. Then, intermediate 5 (1.25g, 4.5 mmol) was added and the reaction was stirred at 70°C for one more hour and 18 hours at room temperature. After evaporation of the solvent, the residue was purified by flash column chromatography (DCM) to afford the title compound (71%) as a yellow oil.

**Intermediate 62**

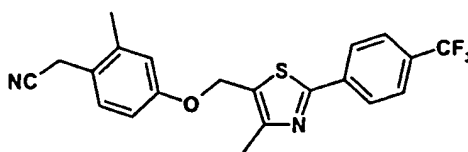
Intermediate 4 and 4-hydroxyphenylacetonitrile were coupled as described in the general procedure 1 to afford the title compound (56%) as a yellow oil.

**Intermediate 63**

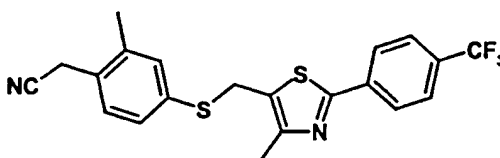
Intermediate 4 and 4-hydroxybenzyl cyanide were coupled as described in the general procedure 1 to afford the title compound (39%) as a pale yellow solid.

**Intermediate 64**

A solution of intermediate 59 (1g, 4.5 mmol) and NaOH (0.2g, 5 mmol) in dry MeOH (20 mL) was heated at 70°C for 5 h. Then, intermediate 2 (1.65g, 4.5 mmol) was added and the reaction was stirred at 70°C for one more hour and 18 hours at room temperature. After evaporation of the solvent, the residue was purified by flash column chromatography (DCM) to afford the title compound (75%) as a yellow oil.

**Intermediate 65**

Intermediate 2 and 4-hydroxy-2-methylbenzyl cyanide were coupled as described in the general procedure 1 to afford the title compound (26%) as a white yellow solid.

**Intermediate 66**

A solution of intermediate 60 (1.67g, 7.1 mmol) and NaOH (0.32g, 7.8 mmol) in dry MeOH (20 mL) was heated at 85°C for 5 h. Then, intermediate 2 (1.65g, 4.5 mmol) was added and the reaction was stirred at 85°C for one more hour and 18 hours at room temperature. After evaporation of the solvent, the residue was purified by flash column chromatography (DCM) to afford the title compound (20%) as a yellow oil.

EXAMPLES**General Procedure #1 for the Mitsunobu coupling of compounds of structure A with B**

To a well stirred solution of A (where X = O) (1.0 mmol), B (0.8 mmol) and PPh₃ (262 mg, 1.0 mmol) in dry THF (8.0 mL) at 0°C, was slowly added Diethylazodicarboxylate (DEAD) (174 mg, 157 μl, 1.0 mmol). The reaction was then stirred 48 h at room temperature. After evaporation the crude mixture was purified by flash column chromatography to afford the desired product.

General procedure #2 for coupling of A with alkyl halides like C

A solution of the A (1.1 mmol), C (1.0 mmol) and Cs₂CO₃ (2.2mmol) in dry acetonitrile (5.0 mL) was stirred overnight at room temperature. The reaction mixture was diluted with CH₂Cl₂ - (50 mL) and water (50mL). The organic phase


was separated and further washed with 1N NaOH (2 x 50 mL), and water (3 x 50 mL), dried, filtered, and evaporated to afford the final product.

General procedure #3 for hydrolysis of esters.

5 A solution of the corresponding ester (1 mmol) in THF (10 mL) (in some cases few drops of MeOH were added to help solubility), was treated with 1N LiOH in water (2 mL, 2 mmol), and stirred 16 h at room temperature (when reactions were slow, the temperature was elevated to 50°C). The solution was neutralized with 1N HCl (2 mL, 2 mmol) and the organic solvent evaporated to afford an aqueous solution with an insoluble product. If the insoluble was a solid, it was filtered and dried to afford the final product. If the insoluble was an oil, it was extracted with EtOAc (30 mL). The organic solution was separated, washed with water (2 x 30 mL), dried, filtered, and evaporated to afford the final product.

General procedure #4 for Heck coupling reactions.

15 A suspension of the corresponding α,β -unsaturated ester (44.0 mmol, 1.75 eq.), the corresponding halophenol (25.0 mmol, 1.0 eq.), $P(o\text{-Tol})_3$ (0.76 g, 2.5 mmol, 0.1 eq.), $Pd_2(dba)_3$ (0.57 g, 0.63 mmol, 0.025 eq.) and Et_3N (2.78 g, 3.83 mL, 27.5 mmol, 1.1 eq.) in dry DMF (10 mL) was stirred overnight at 110°C (oil bath). After cooling to room temperature, it was partitioned between EtOAc (100 mL) and 2 N HCl (100 mL), filtered through celite, washed with more EtOAc. The organic phase was separated and further washed with water (2 x 100 mL), dried, filtered and evaporated. The residue was purified by flash column chromatography and/or crystallization.



General procedure #5 for the conversion of phenoxyesters to thiophenoxyesters.

A solution of the corresponding phenoxyacid ester (15 mmol), Et_3N (3.04 g, 4.18 mL, 30 mmol), 4-dimethylamino pyridine (184 mg, 1.5 mmol) and

5 dimethyl thiocarbamoyl chloride (2.22 g, 18 mmol) in dry dioxane (22.5 mL) was refluxed for 16 h. After cooling down to room temp the mixture was partitioned between EtOAc (300 mL) and water (300 mL). The organic layer was separated, washed with water (2 x 300 mL), dried, filtered and evaporated to afford crude 4-dimethylthiocarbamoyloxy-phenyl ester, that was used in the next step without any further purification.

10 A suspension of the corresponding crude 4-dimethylthiocarbamoyloxy-phenyl ester (15 mmol) in tetradecane (45 mL) was refluxed for 16 h. After cooling down to room temp., the solvent was decanted and the remaining oil washed several times with hexane. It was purified by flash column chromatography, to afford crude 4-dimethylcarbamoylsulfanyl-phenyl ester.

15 A solution of the corresponding crude 4-dimethylcarbamoylsulfanyl-phenyl ester (5.0 mmol) in dry MeOH (10 mL) and 0.5 N NaOMe in MeOH (11 mL, 5.5 mmol) was refluxed for 16 h. After cooling down to room temp., the solution was either used without any further purification in the next step or, purified as follows: it was neutralized with 1 N HCl (5.5 mL), and partitioned between EtOAc (200 mL) and water (200 mL). The organic layer was washed with water (2 x 200 mL), dried, filtered, and evaporated to afford crude material. The mixture was purified by flash column chromatography to afford the thiophenoxy ester.

20

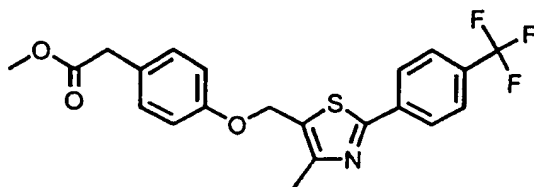
General procedure #6 for coupling 4-dimethylcarbamoylsulfanyl-phenyl acetonitrile with alkyl halides (C)

25 A solution of the corresponding crude 4-dimethylcarbamoylsulfanyl-phenyl acetonitrile (4.5 mmol) in dry MeOH (10 mL) was added NaOH (0.2g, 5 mmol). The mixture was refluxed for 5 h. Then the alkyl halide was added and the resulting mixture was refluxed for 1h and stirred at room temperature for 18 hours. The solvent was removed under reduced pressure and the crude product was purified by flash column chromatography to afford the nitrile derivative.

General procedure #7 for the conversion of nitriles to tetrazoles.

30 A mixture of the corresponding nitrile (1.14g, 3.6 mmol, 1eq.), dibutyltin oxide (0.36g, 1.44 mmol, 0.4 eq.) and trimethylsilyl azide (0.53ml, 3.96 mmol, 1.1 eq.) in toluene (30 mL) was stirred overnight at 150°C (oil bath) for 4 hours. The solvent was removed under reduced pressure and chased with methanol.

The residue was washed with diethylether to give a solid which was purified by flash column chromatography and/or crystallization to afford the final product.

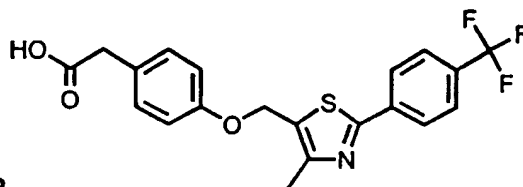


5

Example 1**methyl 2-[4-((4-methyl-2-[4-(trifluoromethyl)phenyl]-1,3-thiazol-5-yl)methoxy)phenyl]acetate**

Intermediate 2 and methyl 4-hydroxyphenylacetate were coupled as described in the general procedure 2 to afford the title compound (52 %) as a white solid.

10

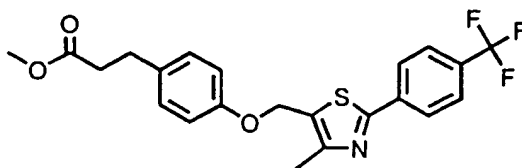
**Example 2****2-[4-((4-methyl-2-[4-(trifluoromethyl)phenyl]-1,3-thiazol-5-yl)methoxy)phenyl]acetic acid**

Example 1 was hydrolyzed as described in the general procedure 3 to afford the title compound (74 %) as a solid: mp 149 -150°C.

15

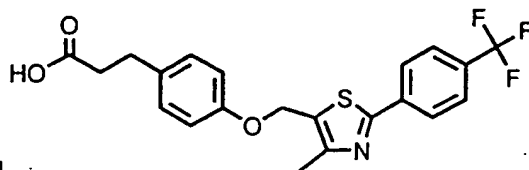
Anal. Calcd. for $C_{20}H_{16}NO_3F_3S$: C, 58.96; H, 3.96; N, 3.44; S, 7.87.

Found: C, 58.88; H, 4.04; N, 3.37; S, 7.94.

**Example 3****methyl 3-[4-((4-methyl-2-[4-(trifluoromethyl)phenyl]-1,3-thiazol-5-yl)methoxy)phenyl]propanoate**

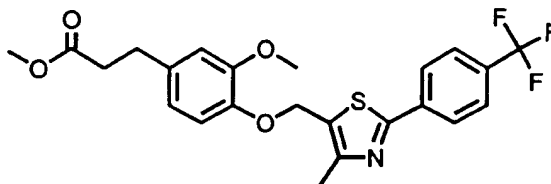
20

Intermediate 1 and methyl 3-(4'-hydroxyphenyl)-propanoate were coupled as described in the general procedure 1 to afford the title compound (23 %).

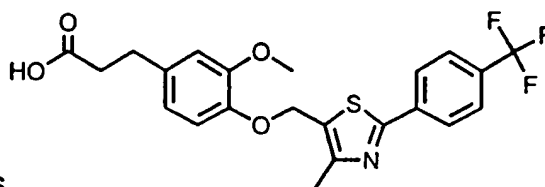
**Example 4****3-[4-((4-methyl-2-[4-(trifluoromethyl)phenyl]-1,3-thiazol-5-yl)methoxy)phenyl]propanoic acid**

5 Example 3 was hydrolyzed as described in the general procedure 3 to afford the title compound (72 %) as a solid: mp 172 -174°C.

Anal. Calcd. for $C_{21}H_{18}NO_3F_3S$: C, 59.85; H, 4.31; N, 3.32. Found: C, 59.79; H, 4.38; N, 3.36.

**Example 5****3-[3-methoxy-4-((4-methyl-2-[4-(trifluoromethyl)phenyl]-1,3-thiazol-5-yl)methoxy)phenyl]propanoate**

10 Intermediate 1 and methyl 3-(3'-methoxy-4'-hydroxyphenyl)- propanoate were coupled as described in the general procedure 1 to afford the title compound (22 %).

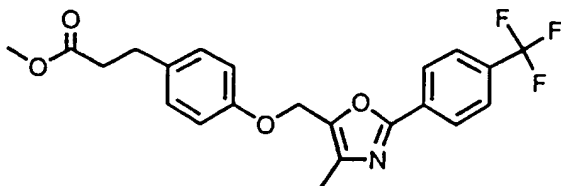


15

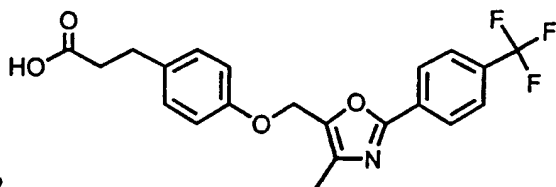
Example 6**3-[3-methoxy-4-((4-methyl-2-[4-(trifluoromethyl)phenyl]-1,3-thiazol-5-yl)methoxy)phenyl]propanoic acid**

20 Example 5 was hydrolyzed as described in the general procedure 3 to afford the title compound (73 %) as a solid: mp 150-152°C.

Anal. Calcd. for $C_{22}H_{20}NO_4F_3S$: C, 58.53; H, 4.47; N, 3.10; S, 7.10. Found: C, 58.31; H, 4.45; N, 3.07; S, 6.98.

**Example 7****Methyl-3-[4-((4-methyl-2-[4-(trifluoromethyl)phenyl]-1,3-oxazol-5-yl)methoxy)phenyl]propanoic acid**

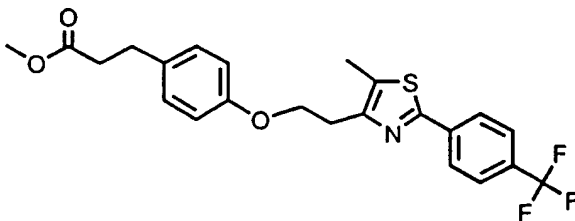
5 Intermediate 4 and methyl-3-(4-hydroxyphenyl)-propanoate were coupled as described in the general procedure 1 to afford the title compound (60 %) as a yellow solid.

**Example 8****3-[4-((4-methyl-2-[4-(trifluoromethyl)phenyl]-1,3-oxazol-5-yl)methoxy)phenyl]propanoic acid**

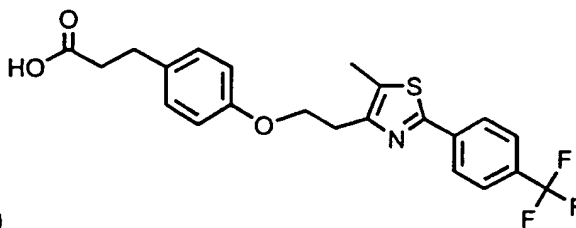
10 Example 7 was hydrolyzed as described in the general procedure 3. The crude material was crystallized from acetone:hexane to afford the title compound (85 %) as a white solid: mp 98-100°C.

Anal. Calcd. for $C_{21}H_{18}NO_4F_3$: C, 62.22; H, 4.48; N, 3.46. Found: C, 62.03; H, 4.51; N, 3.46.

15

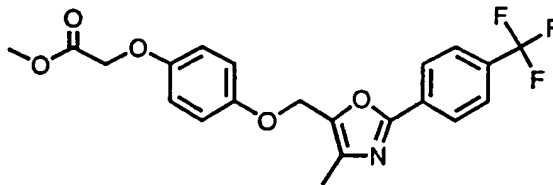
**Example 9****Methyl-3-[4-(2-(5-methyl-2-[4-(trifluoromethyl)phenyl]-1,3-thiazol-4-yl)ethoxy)phenyl]propionate**

20 Intermediate 13 and methyl 3-(4'-hydroxyphenyl)-propanoate were coupled as described in the general procedure 1 to afford after column chromatography (hexane:EtOAc, 4:1) compound the title compound (20 %) as a white solid.

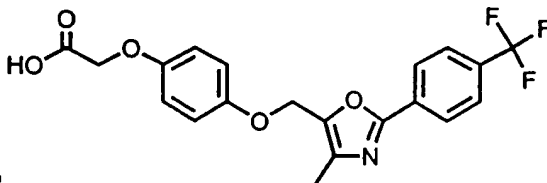
**Example 10****3-[4-(2-{5-methyl-2-[4-(trifluoromethyl)phenyl]-1,3-thiazol-4-yl}ethoxy)phenyl]propanoic acid**

5 Example 9 was hydrolyzed as described in the general procedure to afford the title compound (45 %) as a white solid: mp 142-147°C. HPLC showed one peak at 3.942 min.

Calcd. Mass for $C_{22}H_{20}NO_3F_3S$: $(M + 1)^+$: 436.1194. Found (H.R.M.S): 436.1173.

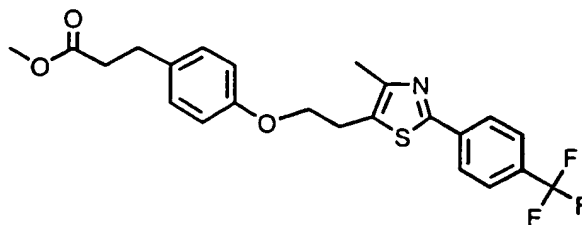
**Example 11****10 Methyl 2-[4-({4-methyl-2-[4-(trifluoromethyl)phenyl]-1,3-oxazol-5-yl}methoxy)phenoxy]acetate**

Intermediate 4 and methyl 4-hydroxyphenoxyacetate were coupled as described in the general procedure 1 to afford the title compound (33 %).

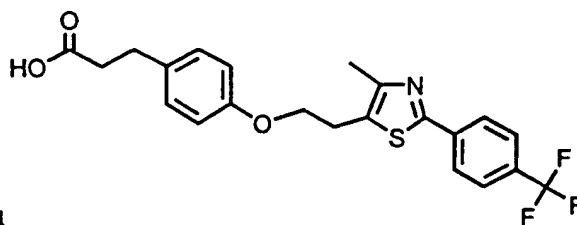
**Example 12****15 2-[4-({4-methyl-2-[4-(trifluoromethyl)phenyl]-1,3-oxazol-5-yl}methoxy)phenoxy]acetic acid**

Example 11 was hydrolyzed as described in the general procedure 3 to afford the title compound (43 %) as a white solid: mp 136-138°C.

20 *Anal.* Calcd. for $C_{20}H_{16}NO_5F_3$: C, 58.87; H, 3.96; N, 3.44. Found: C, 58.88; H, 4.00; N, 3.37.

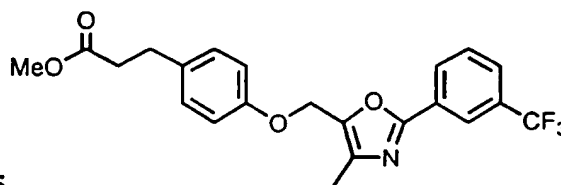
**Example 13****Methyl 3-[4-(2-{4-methyl-2-[4-(trifluoromethyl)phenyl]-1,3-thiazol-5-yl}ethoxy)phenyl]propanoate**

5 Intermediate 11 and methyl 3-(4'-hydroxyphenyl)-propanoate were coupled as described in the general procedure 1 to afford after flash column chromatography (hexane: EtOAc, 4:1) the title compound (40 %) as a white solid.

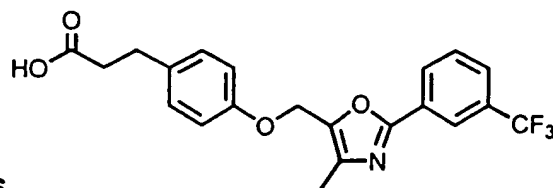
**Example 14****3-[4-(2-{4-methyl-2-[4-(trifluoromethyl)phenyl]-1,3-thiazol-5-yl}ethoxy)phenyl]propanoic acid**

10 Example 13 was hydrolyzed as described in general procedure 3 to afford the title compound (85 %) as a white solid: mp 128-130°C.

Anal. Calcd. for $C_{22}H_{20}NO_3F_3S$: C, 60.68; H, 4.63; N, 3.22; S, 7.36.
Found: C, 60.56; H, 4.65; N, 3.22; S, 7.28.

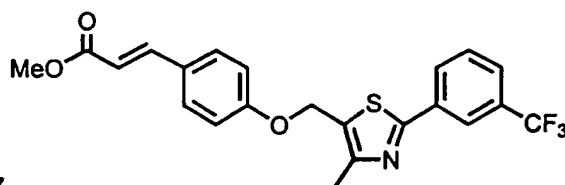
**Example 15****Methyl 3-[4-(2-{4-methyl-2-[3-(trifluoromethyl)phenyl]-1,3-oxazol-5-yl}methoxy)phenyl]propanoate**

15
20 Intermediate 7 and 3-(4'-hydroxyphenyl)-propanoate were coupled as described in the general procedure 1 to afford after column chromatography (hexane:AcOEt, 2:1) the title compound (45%) as a colorless oil.

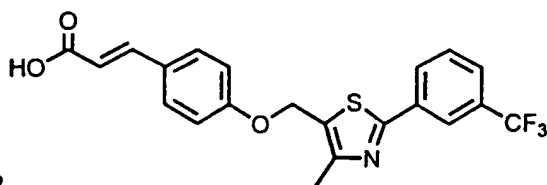
**Example 16****3-[4-({4-methyl-2-[3-(trifluoromethyl)phenyl]-1,3-oxazol-5-yl)methoxy}phenyl]propanoic acid**

5 Example 15 was hydrolyzed as described in the general procedure 3 to afford the title compound (82 %) as a white solid: mp 134-135°C.

Anal. Calcd. for $C_{21}H_{18}NO_4F_3$: C, 62.22; H, 4.48; N, 3.46. Found: C, 62.31; H, 4.55; N, 3.41.

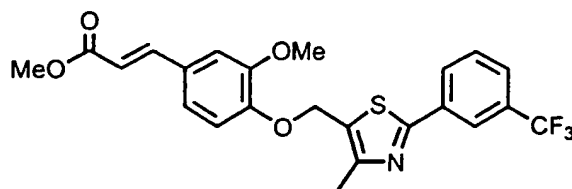
**Example 17****10 Methyl (E)-3-[4-({4-methyl-2-[3-(trifluoromethyl)phenyl]-1,3-thiazol-5-yl)methoxy}phenyl]-2-propenoate**

Intermediate 2 and methyl 4-hydroxycinnamate were coupled as described in the general procedure 2 to afford the title compound (92 %) as a yellow solid.

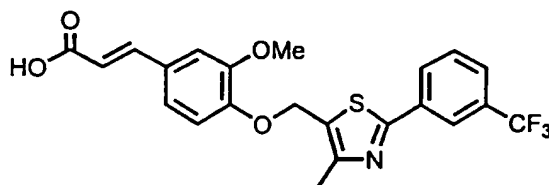
**Example 18****15 (E)-3-[4-({4-methyl-2-[3-(trifluoromethyl)phenyl]-1,3-thiazol-5-yl)methoxy}phenyl]-2-propenoic acid**

Example 17 was hydrolyzed as described in the general procedure. The crude material was crystallized from acetone:water to afford the title compound (85 %) as a white solid: mp 226 -228°C.

20 *Anal.* Calcd. for $C_{21}H_{16}NO_3F_3S$: C, 60.14; H, 3.85; N, 3.34; S, 7.65. Found: C, 60.07; H, 3.75; N, 3.39; S, 7.65.

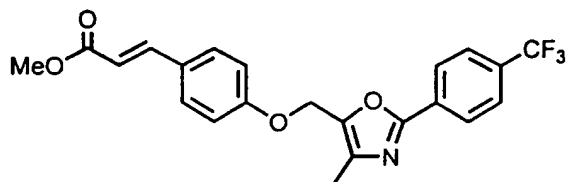
**Example 19****Methyl (E)-3-[3-methoxy-4-((4-methyl-2-[3-(trifluoromethyl)phenyl]-1,3-thiazol-5-yl)methoxy)phenyl]-2-propenoate**

5 Intermediate 2 and methyl 4-hydroxy-3-methoxycinnamate were coupled as described in the general procedure 2 to afford the title compound (100 %) as a yellow solid.

**Example 20****(E)-3-[3-methoxy-4-((4-methyl-2-[3-(trifluoromethyl)phenyl]-1,3-thiazol-5-yl)methoxy)phenyl]-2-propenoic acid**

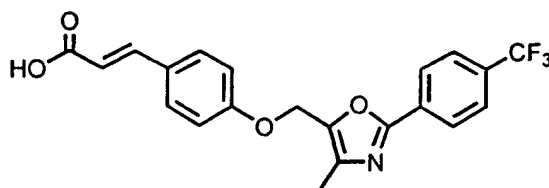
10 Example 19 was hydrolyzed as described in general procedure 3. The crude material was crystallized from acetone:water to afford the title compound (62 %) as a white solid: mp 235 -237°C.

Anal. Calcd. for $C_{22}H_{18}NO_4F_3S$: C, 58.79; H, 4.04; N, 3.12; S, 7.13.
Found: C, 59.03; H, 4.09; N, 3.13; S, 7.03.

**Example 21****Methyl (E)-3-[4-((4-methyl-2-[3-(trifluoromethyl)phenyl]-1,3-oxazol-5-yl)methoxy)phenyl]-2-propenoate**

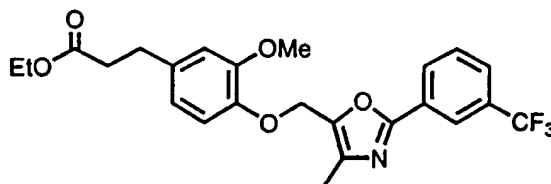
15 Intermediate 5 and methyl 4-hydroxycinnamate were coupled as described in the general procedure 2 to afford the title compound (60 %) as a solid.

20

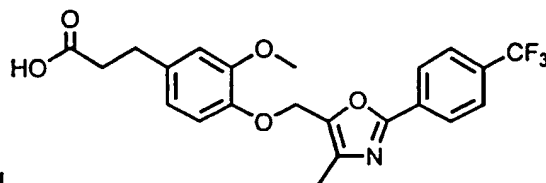
**Example 22****(E)-3-[4-({4-methyl-2-[4-(trifluoromethyl)phenyl]-1,3-oxazol-5-yl)methoxy}phenyl]-2-propenoic acid**

5 Example 21 was hydrolyzed as described in the general procedure 3 to afford the title compound (92 %) as a white solid: mp 193°C. HPLC showed one peak at 3.689 min.

Calcd. Mass for $C_{21}H_{16}NO_4F_3$: $(M + 1)^+$: 404.1110. Found (H.R.M.S): 404.1098.

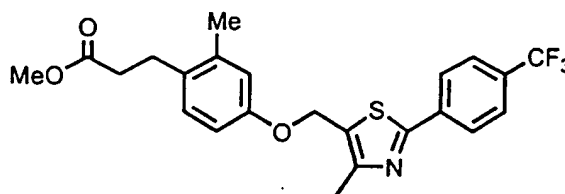
**Example 23****10 Ethyl 3-[3-methoxy-4-({4-methyl-2-[3-trifluoromethyl)phenyl]-1,3-oxazol-5-yl)methoxy}phenyl]propanoate**

Intermediate 5 and ethyl 3-(4-hydroxy-3-methoxyphenyl)propanoate were coupled as described in the general procedure 2 to afford the title compound (89 %) as an oil.

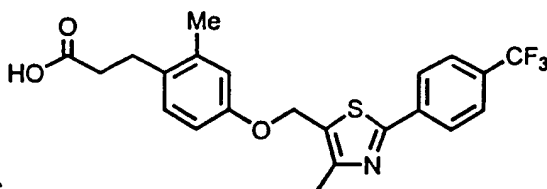
**Example 24****15 3-[3-methoxy-4-({4-methyl-2-[4-(trifluoromethyl)phenyl]-1,3-oxazol-5-yl)methoxy}phenyl]propanoic acid**

Example 23 was hydrolyzed as described in general procedure 3 to afford the title compound (67 %) as a solid: mp 162 -163°C.

20 *Anal.* Calcd. for $C_{22}H_{20}NO_5F_3$: C, 60.69; H, 4.63; N, 3.22. Found: C, 60.52; H, 4.71; N, 3.21.

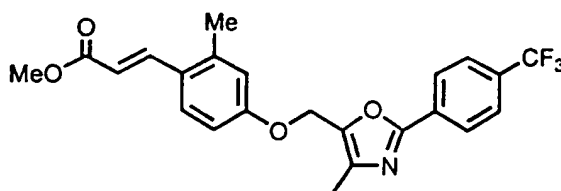
**Example 25****Methyl 3-[2-methyl-4-((4-methyl-2-[4-(trifluoromethyl)phenyl]-1,3-thiazol-5-yl)methoxy)phenyl]propanoate**

5 Intermediate 2 and intermediate 15 were coupled as described in the general procedure 2 to afford the title compound (94 %) as a brown solid.

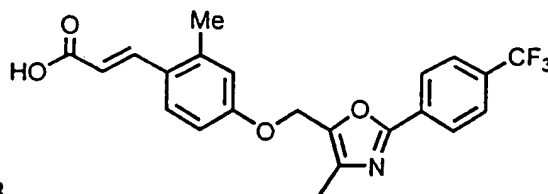
**Example 26****3-[2-methyl-4-((4-methyl-2-[4-(trifluoromethyl)phenyl]-1,3-thiazol-5-yl)methoxy)phenyl]propanoic acid**

10 Example 25 was hydrolyzed as described in general procedure 3. The crude material was crystallized from EtOAc:hexane to afford the title compound (40 %) as yellow solid: mp 141–143 °C.

Anal. Calcd. for C₂₂H₂₀NO₃F₃S: C, 60.68; H, 4.63; N, 3.22; S, 7.36.
Found: C, 60.44; H, 4.78; N, 3.17; S, 7.25.

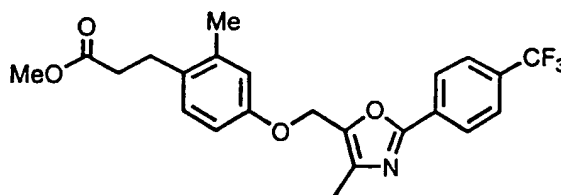
**Example 27****15 Methyl (E)-3-[2-methyl-4-((4-methyl-2-[4-(trifluoromethyl)phenyl]-1,3-oxazol-5-yl)methoxy)phenyl]-2-propenoate**

Intermediate 5 and intermediate 14 were coupled as described in the general procedure 2 to afford the title compound as a white solid: mp 124–126°C. (72 %).

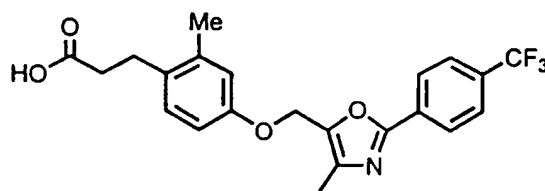
**Example 28****(E)-3-[2-methyl-4-({4-methyl-2-[4-(trifluoromethyl)phenyl]-1,3-oxazol-5-yl}methoxy)phenyl]-2-propenoic acid**

5 Example 27 was hydrolyzed as described in the general procedure to afford the title compound (97 %) as white solid: mp 155–165°C. HPLC showed one peak at 3.579 min.

Calcd. Mass for $C_{22}H_{18}NO_4F_3$: (M + 1)⁺: 418.1266. Found (H.R.M.S): 418.1278.

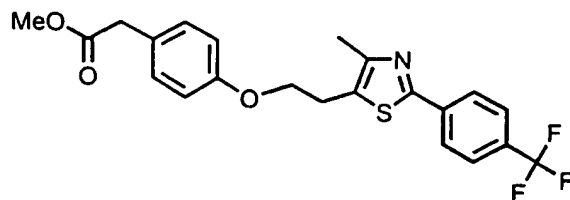
**Example 29****10 Methyl 3-[2-methyl-4-({4-methyl-2-[4-(trifluoromethyl)phenyl]-1,3-oxazol-5-yl}methoxy)phenyl]propanoate**

Intermediate 5 and intermediate 15 were coupled as described in the general procedure 2 to afford the title compound (80 %) as an oil.

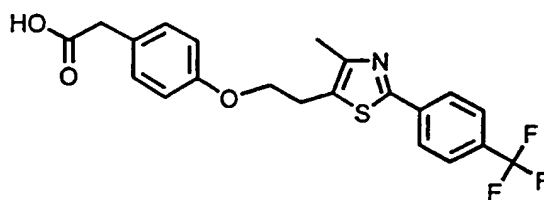
**Example 30****15 3-[2-methyl-4-({4-methyl-2-[4-(trifluoromethyl)phenyl]-1,3-oxazol-5-yl}methoxy)phenyl]propanoic acid**

Example 29 was hydrolyzed as described in the general procedure 3. The crude material was crystallized from acetone:hexane to afford the title compound (50 %) as yellow solid: mp 113 – 115 °C.

20 *Anal.* Calcd. for $C_{22}H_{20}NO_4F_3$: C, 63.00; H, 4.81; N, 3.34. Found: C, 63.07; H, 4.83; N, 3.43.

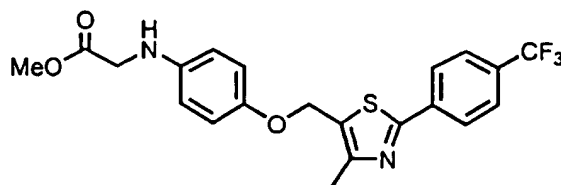
**Example 31****Methyl 2-[4-(2-[4-methyl-2-[4-(trifluoromethyl)phenyl]-1,3-thiazol-5-yl]ethoxy)phenyl]acetate**

5 Intermediate 11 and methyl 4-hydroxyphenylacetate were coupled as described in the general procedure 1 to afford after flash column chromatography (hexane: EtOAc, 4:1) compound the title compound (42 %) as a white solid.

**Example 32****10 2-[4-(2-[4-methyl-2-[4-(trifluoromethyl)phenyl]-1,3-thiazol-5-yl]ethoxy)phenyl]acetic acid**

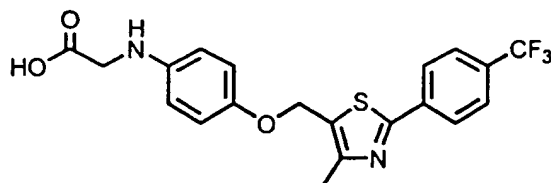
Example 31 was hydrolyzed as described in general procedure 3. The crude material was crystallized from acetone:water to afford the title compound (97 %) as a white solid: mp 128-130°C

15 *Anal.* Calcd. for C₂₁H₁₈NO₃F₃S: C, 59.85; H, 4.31; N, 3.32; S, 7.61. Found: C, 59.92; H, 4.41; N, 3.26; S, 7.52.

**Example 33****20 Methyl-N-[4-(2-[4-trifluoromethylphenyl]-4-methyl-thiazol-5-yl)methoxy]anilino]-acetate**

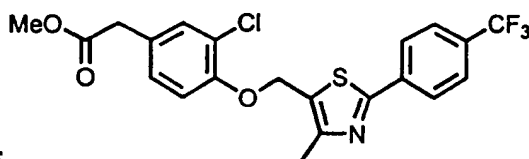
Methyl N-(4-hydroxyphenyl)glycinate and intermediate 2 were coupled as described in general procedure 2 to afford the title compound (25%) as a yellow solid.

¹H-NMR (acetone-d₆) δ2.32(s, 3H), 3.53(s, 3H), 3.75 (s, 2H), 5.08 (s, 2H), 6.43(d, 2H), 6.72(d, 2H), 7.68 (d, 2H), 8.02(d, 2H). MS m/z 437 (M+1)

**Example 34****2-[4-({4-methyl-2-[4-(trifluoromethyl)phenyl]-1,3-thiazol-5-yl)methoxy}anilino]acetic acid**

5 Example 33 was hydrolyzed as described in the general procedure 3 to afford the title compound (20%) as a yellow solid.

¹H-NMR (acetone-d₆) δ2.47 (s, 3H), 3.89(s, 2H), 5.09 (s, 2H),6.51(d, 2H), 6.73 (d, 2H), 7.83 (d, 2H), 8.06(d,2H). MS m/z 437(M+1)-.

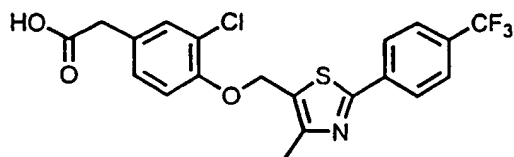


10

Example 35**methyl 2-[3-chloro-4-({4-methyl-2-[4-(trifluoromethyl)phenyl]-1,3-thiazol-5-yl)methoxy}phenyl]acetate**

15

Intermediate 2 and methyl-3-chloro-4-hydroxy phenylacetate were coupled as described in general procedure 2 to afford the title compound (70 %) as a yellow solid.

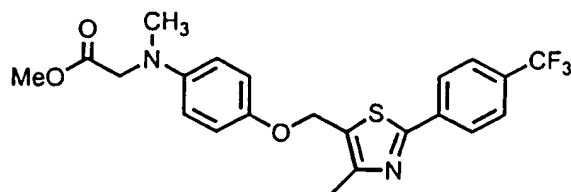
**Example 36****2-[3-chloro-4-({4-methyl-2-[4-(trifluoromethyl)phenyl]-1,3-thiazol-5-yl)methoxy}phenyl]acetic acid**

20

Example 35 was hydrolyzed as described in general procedure 3 to afford the title compound (90 %) as a white solid: mp 126-127°C

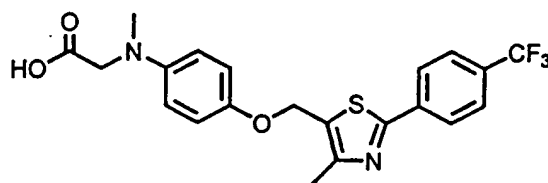
Anal. Calcd. for C₂₀H₁₅NO₃F₃SCl: C, 54.37; H, 3.42; N, 3.17. Found: C, 54.41; H, 3.41; N, 3.24.

50

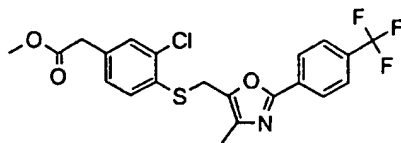
**Example 37****Methyl-N-methyl-N-[4-(2-[4-trifluoromethylphenyl]-4-methyl-thiazol-5-ylmethoxy)anilino]-acetate**

Intermediate 17 and intermediate 2 were coupled as described in general procedure 2 to afford the title compound (35%) as a yellow solid: ¹H-NMR (acetone-d₆) δ 2.46(s, 3H), 3.01(s, 3H), 3.64 (s, 3H), 4.10 (s,3H), 5.25(s, 2H), 6.80(d, 2H), 6.92 (d,2H),7.82(d, 2H),8.18 (d,2H).

MS m/z 451 (M+1)

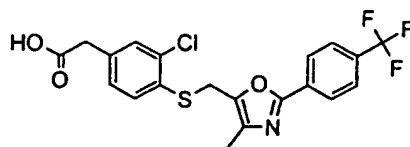
**Example 38****N-Methyl-N-[4-(2-[4-trifluoromethylphenyl]-4-methyl-thiazole-5-ylmethoxy)phenyl]-acetic acid**

Example 37 was hydrolyzed as described in general procedure 3 to afford the title compound (45%) as a yellow solid: mp 124-126 C; ¹H-NMR (acetone-d₆) δ 2.47 (s, 3H), 3.09(s, 3H), 4.08(s, 2H),5.25 (s, 2H), 6.70(d, 2H), 6.91(d, 2H), 7.83 (d, 2H), 8.16(d,2H); MS m/z 437(M+1)-. This compound was unstable and gradually decomposed at ambient temperature.

**Example 39****methyl 2-{3-chloro-4-[(4-methyl-2-[4-(trifluoromethyl)phenyl]-1,3-oxazol-5-yl)methyl]sulfanyl}phenyl}acetate**

A solution of intermediate 18 (200 mg, 0.8 mmol) in dry MeOH (2 mL) and 0.5N NaOMe in MeOH (1.6 mL, 0.8 mmol) was heated at 70°C for 3 h. Then, intermediate 5 (184 mg, 0.63 mmol) was added and the reaction was stirred at

70°C for one more hour. After evaporation of the solvent, the residue was purified by flash column chromatography (hexane:EtOAc, 9:1) to afford the title compound (34%) as a yellow solid.

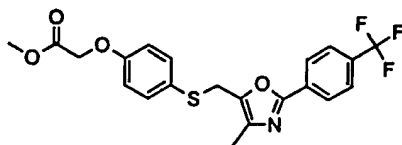


Example 40

5 **2-(3-chloro-4-((4-methyl-2-[4-(trifluoromethyl)phenyl]-1,3-oxazol-5-yl)methyl)sulfanyl)phenyl)acetic acid**

Example 39 was hydrolyzed as described in general procedure 3 to afford the title compound (46 %) as white solid: mp 158-160°C

10 *Anal.* Calcd. for C₂₀H₁₅NO₃F₃SCI 0.20 HCl: C, 53.48; H, 3.42; N, 3.12; S, 7.20. Found: C, 53.55; H, 3.42; N, 3.08; S, 7.17.

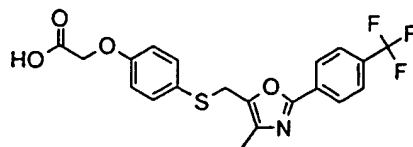


Example 41

15 **methyl 2-(4-((4-methyl-2-[4-(trifluoromethyl)phenyl]-1,3-oxazol-5-yl)methyl)sulfanyl)phenoxy)acetate**

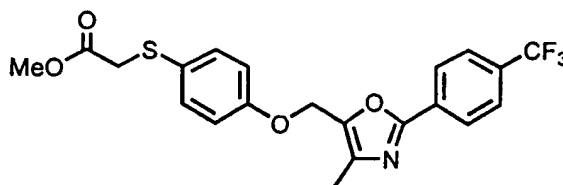
A solution of intermediate 19 (200 mg, 0.8 mmol) in dry MeOH (2 mL) and 0.5 N NaOMe in MeOH (1.6 mL, 0.8 mmol) was heated at 70°C for 3 h. Then, intermediate 5 (184 mg, 0.63 mmol) was added and the reaction was stirred at 70°C for one more hour. After evaporation of the solvent, the residue was purified by flash column chromatography (hexane:EtOAc, (9:1) to afford the title compound (14%) as a yellow solid.

52

**Example 42****2-(4-[[4-methyl-2-[4-(trifluoromethyl)phenyl]-1,3-oxazol-5-yl]methyl)sulfanyl]phenoxy)acetic acid**

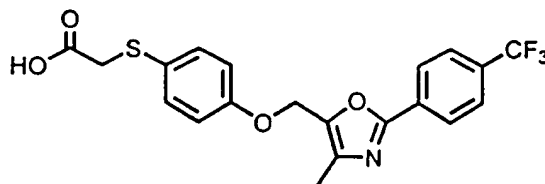
5 Example 41 was hydrolyzed as described in general procedure 3 to afford the title compound (68 %) as yellow solid: mp 131-133°C

Anal. Calcd. for C₂₀H₁₆NO₄F₃S: C, 56.73; H, 3.81; N, 3.31. Found: C, 57.03; H, 4.05; N, 3.28.

**Example 43****Methyl 2-(4-[[4-methyl-2-[4-(trifluoromethyl)phenyl]-1,3-oxazol-5-yl]methoxy]phenyl)sulfanylacetate**

10

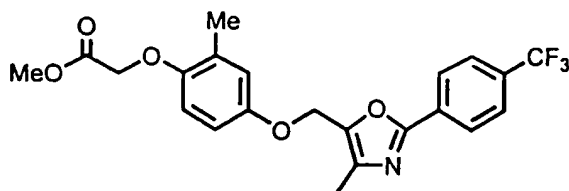
Intermediate 5 and methyl 2-(4-hydroxyphenylthio)acetate were coupled as described in the general procedure 2 to afford the title compound (69 %) as an oil.

**Example 44****2-[[4-((4-methyl-2-[4-(trifluoromethyl)phenyl]-1,3-oxazol-5-yl)methoxy)phenyl]sulfanyl]acetic acid**

15

20 Example 43 was hydrolyzed as described in general procedure 3 to give crude material, that was purified by flash column chromatography (CHCl₃:MeOH, 9:1) and then crystallized from ether to afford the title compound (50 %) as a white solid: mp 138-140°C. HPLC showed one peak at 3.580 min.

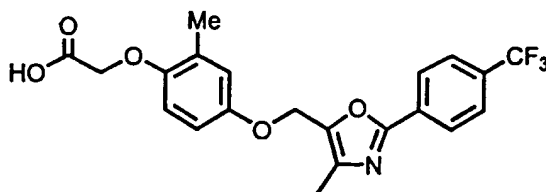
Calcd. Mass for $C_{20}H_{16}NO_4F_3S$: $(M + 1)^+$: 424.0830. Found (H.R.M.S): 424.0821.



Example 45

5 Methyl 2-[2-methyl-4-((4-methyl-2-[4-(trifluoromethyl)phenyl]-1,3-oxazol-5-yl)methoxy)phenoxy]acetate

Intermediate 5 and intermediate 22 were coupled as described in general procedure 1 to afford the title compound (70%) as a brown solid.

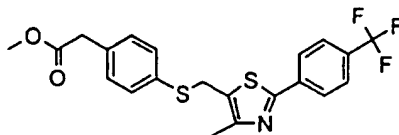


Example 46

10 2-[2-methyl-4-((4-methyl-2-[4-(trifluoromethyl)phenyl]-1,3-oxazol-5-yl)methoxy)phenoxy]acetic acid

Example 45 was hydrolyzed as described in general procedure 3. The crude material was crystallized from MeOH:water to afford the title compound (90%) as a yellow solid: mp 136-137°C

15 *Anal.* Calcd. for $C_{21}H_{18}NO_5F_3$: C, 59.86; H, 4.31; N, 3.32. Found: C, 59.77; H, 4.45; N, 3.32.)

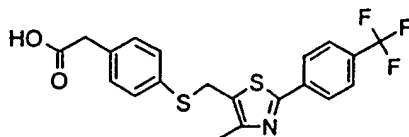


Example 47

20 methyl 2-[4-(((4-methyl-2-[4-(trifluoromethyl)phenyl]-1,3-thiazol-5-yl)methyl)sulfanyl)phenyl]acetate

A solution of intermediate 23 (200 mg, 0.8 mmol) in dry MeOH (2 mL) and 0.5N NaOMe in MeOH (1.6 mL, 0.8 mmol) was heated at 70°C for 3 h. Then, intermediate 2 (184 mg, 0.63 mmol) was added and the reaction was stirred at 70°C for one more hour. After evaporation of the solvent, the residue was

purified by flash column chromatography (hexane:EtOAc, 9:1) to afford the title compound (36%) as a yellow solid.



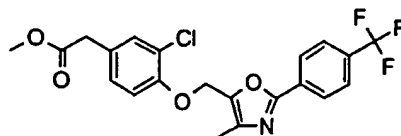
Example 48

5 2-[4-[[4-methyl-2-[4-(trifluoromethyl)phenyl]-1,3-thiazol-5-yl)methyl]sulfanyl]phenyl]acetic acid

Example 47 was hydrolyzed as described in general procedure 3 to afford the title compound (78 %) as white solid: mp 202-203°C

Anal. Calcd. for $C_{20}H_{16}NO_2F_3S_2$ 0.85 HCl: C, 52.86; H, 3.74; N, 3.08.

Found: C, 52.85; H, 3.93; N, 3.11.



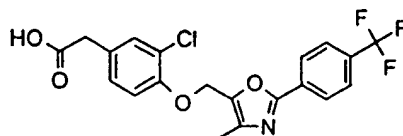
10

Example 49

10 methyl 2-[3-chloro-4-[[4-methyl-2-[4-(trifluoromethyl)phenyl]-1,3-oxazol-5-yl]methoxy]phenyl]acetate

Intermediate 5 and methyl-3-chloro-4-hydroxyphenylacetate were coupled as described in general procedure 2 to afford the title compound (65 %) as a yellow solid.

15



Example 50

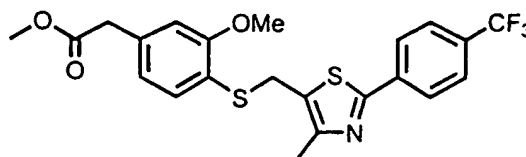
20 2-[3-chloro-4-[[4-methyl-2-[4-(trifluoromethyl)phenyl]-1,3-oxazol-5-yl]methoxy]phenyl]acetic acid

Example 49 was hydrolyzed as described in general procedure 3 to afford the title compound (73 %) as a white solid: mp 189-191°C

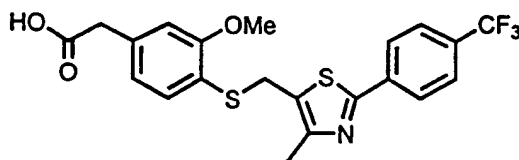
Anal. Calcd. for $C_{20}H_{15}NO_4F_3Cl$ 1.0 HCl: C, 51.96; H, 3.49; N, 3.03.

Found: C, 51.67; H, 3.65; N, 3.03.

55

**Example 51****methyl 2-(3-methoxy-4-((4-methyl-2-[4-(trifluoromethyl)phenyl]-1,3-thiazol-5-yl)methyl)sulfanyl)phenyl)acetate**

5 A solution of intermediate 24 (200 mg, 0.8 mmol) in dry MeOH (2 mL) and 0.5 N NaOMe in MeOH (1.6 mL, 0.8 mmol) was heated at 70°C for 3 h. Then, intermediate 2 (184 mg, 0.63 mmol) was added and the reaction was stirred at 70°C for one more hour. After evaporation of the solvent, the residue was purified by flash column chromatography (hexane:EtOAc, 4:1) to afford the title compound (32%) as a yellow solid.



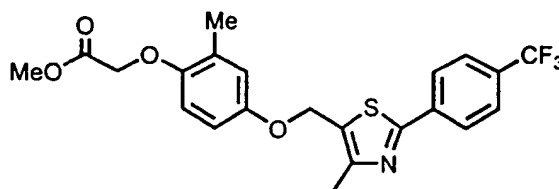
10

Example 52**2-(3-methoxy-4-((4-methyl-2-[4-(trifluoromethyl)phenyl]-1,3-thiazol-5-yl)methyl)sulfanyl)phenyl)acetic acid**

Example 51 was hydrolyzed as described in general procedure 3 to afford the title compound (21 %) as white solid: mp 181-182°C

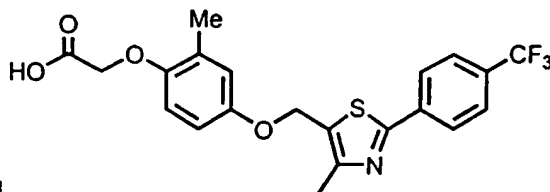
15

Anal. Calcd. for C₂₁H₁₈NO₃F₃S₂ 0.25 HCl: C, 54.52; H, 3.98; N, 3.03. Found: C, 54.53; H, 4.23; N, 2.79.

**Example 53****Methyl 2-(2-methyl-4-((4-methyl-2-[4-(trifluoromethyl)phenyl]-1,3-thiazol-5-yl)methoxy)phenoxy)acetate**

20

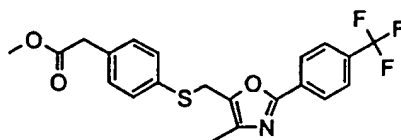
Intermediate 2 and intermediate 22 were coupled as described in the general procedure 2 to afford the title compound (74%) as a yellow solid.

**Example 54****2-[2-methyl-4-((4-methyl-2-[4-(trifluoromethyl)phenyl]-1,3-thiazol-5-yl)methoxy)phenoxy]acetic acid**

5 Example 53 was hydrolyzed as described in general procedure 3 to afford the title compound (64%) as a yellow solid: mp 174-176°C

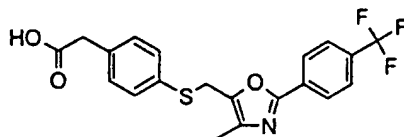
Anal. Calcd. for C₂₁H₁₈NO₄F₃S: C, 57.66; H, 4.15; N, 3.20; S, 7.33.

Found: C, 57.67; H, 4.18; N, 3.15; S, 7.30.

**Example 55****10 methyl 2-[4-((4-methyl-2-[4-(trifluoromethyl)phenyl]-1,3-oxazol-5-yl)methyl)sulfanyl]phenyl]acetate**

A solution of intermediate 23 (200 mg, 0.8 mmol) in dry MeOH (2 mL) and 0.5N NaOMe in MeOH (1.6 mL, 0.8 mmol) was heated at 70°C for 3 h. Then, intermediate 5 (184 mg, 0.63 mmol) was added and the reaction was stirred at 70°C for one more hour. After evaporation of the solvent, the residue was purified by flash column chromatography (hexane:EtOAc, 4:1) to afford the title compound (10%) as a yellow solid.

15

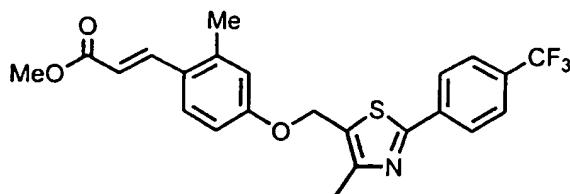
**Example 56****20 2-[4-((4-methyl-2-[4-(trifluoromethyl)phenyl]-1,3-oxazol-5-yl)methyl)sulfanyl]phenyl]acetic acid**

Example 55 was hydrolyzed as described in general procedure 3 to afford the title compound (92 %) as white solid: mp 135-136°C

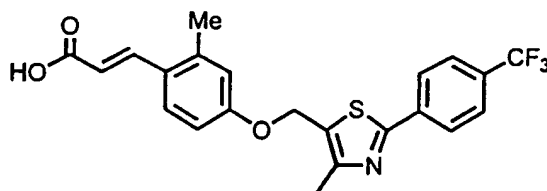
Anal. Calcd. for C₂₀H₁₆NO₃F₃S 0.50 HCl: C, 56.44; H, 3.91; N, 3.29.

Found: C, 56.14; H, 3.85; N, 3.10.

57

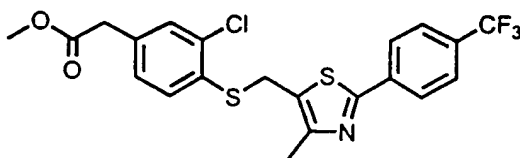
**Example 57****Methyl (E)-3-[2-methyl-4-((4-methyl-2-[4-(trifluoromethyl)phenyl]-1,3-thiazol-5-yl)methoxy)phenyl]-2-propenoate**

5 Intermediate 2 and intermediate 14 were coupled as described in the general procedure 2 to afford the title compound (100 %) as a brown solid.

**Example 58****(E)-3-[2-methyl-4-((4-methyl-2-[4-(trifluoromethyl)phenyl]-1,3-thiazol-5-yl)methoxy)phenyl]-2-propenoic acid**

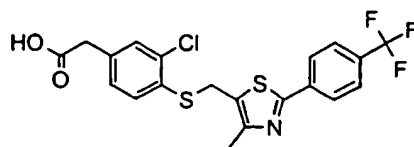
10 Example 57 was hydrolyzed as described in general procedure 3. The crude material was crystallized from EtOAc:hexane to afford the title compound (25%) as a white solid: mp 200–203 °C.

Anal. Calcd. for C₂₂H₁₈NO₃F₃S: C, 60.96; H, 4.19; N, 3.23. Found: C, 60.74; H, 4.23; N, 3.20.

**Example 59****methyl 2-[3-chloro-4-((4-methyl-2-[4-(trifluoromethyl)phenyl]-1,3-thiazol-5-yl)methyl)sulfanyl]phenyl]acetate**

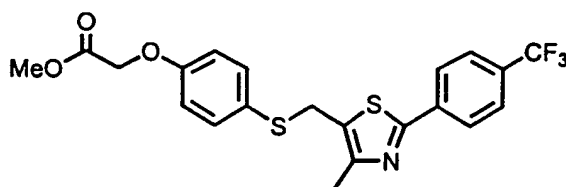
20 A solution of intermediate 18 (200 mg, 0.8 mmol) in dry MeOH (2 mL) and 0.5N NaOMe in MeOH (1.6 mL, 0.8 mmol) was heated at 70°C for 3 h. Then, intermediate 2 (184 mg, 0.63 mmol) was added and the reaction was stirred at 70°C for one more hour. After evaporation of the solvent, the residue was purified by flash column chromatography (hexane:EtOAc, 9:1) to the title compound (54%) as a yellow solid.

58

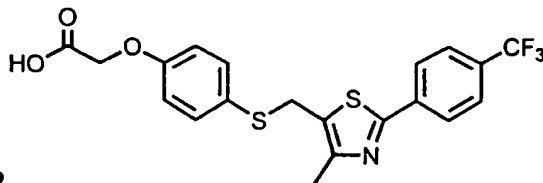
**Example 60****2-(3-chloro-4-((4-methyl-2-[4-(trifluoromethyl)phenyl]-1,3-thiazol-5-yl)methyl)sulfanyl)phenyl)acetic acid**

5 Example 59 was hydrolyzed as described in the general procedure. The crude material was crystallized from acetone:hexane to afford the title compound (96%) as white solid:

Anal. Calcd. for $C_{20}H_{15}NO_2F_3S_2Cl$: C, 52.46; H, 3.30; N, 3.06; Cl, 7.74; S, 14.01. Found: C, 52.44; H, 3.35; N, 3.01; Cl, 7.83; S, 13.88.

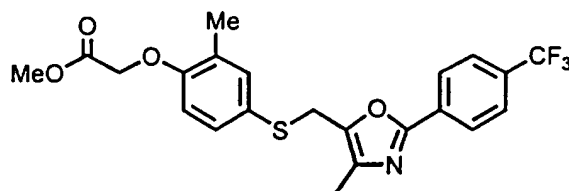
**Example 61****methyl 2-(4-((4-methyl-2-[4-(trifluoromethyl)phenyl]-1,3-thiazol-5-yl)methyl)sulfanyl)phenoxy)acetate**

10 A solution of intermediate 19 (200 mg, 0.8 mmol) in dry MeOH (2 mL) and 0.5N NaOMe in MeOH (1.6 mL, 0.8 mmol) was heated at 70°C for 3 h. Then, intermediate 2 (184 mg, 0.63 mmol) was added and the reaction was stirred at
15 70°C for one more hour. After evaporation of the solvent, the residue was purified by flash column chromatography (hexane:EtOAc, 4:1) to afford the title compound (15%) as a yellow solid.

**Example 62****2-(4-((4-methyl-2-[4-(trifluoromethyl)phenyl]-1,3-thiazol-5-yl)methyl)sulfanyl)phenoxy)acetic acid**

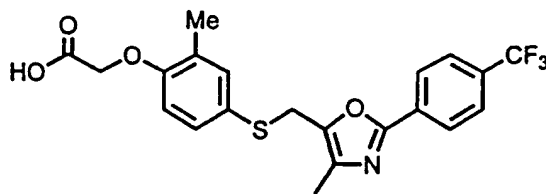
20 Example 61 was hydrolyzed as described in general procedure 3. The crude material was crystallized from acetone:hexane to afford the title compound (50 %) as yellow solid: mp 190°C.

Anal. Calcd. for $C_{20}H_{16}NO_3F_3S_2$: C, 54.66; H, 3.67; N, 3.19; S, 14.59.
 Found: C, 54.45; H, 3.71; N, 3.02; S, 14.83.

**Example 63**

5 **Methyl 2-{2-methyl-4-[(4-methyl-2-[4-(trifluoromethyl)phenyl]-1,3-oxazol-5-yl)methyl]sulfanyl}phenoxy}acetate**

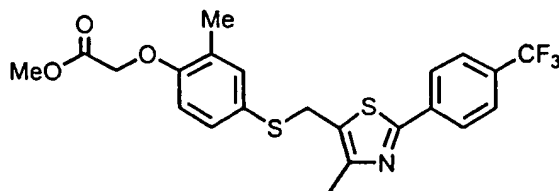
Intermediate 5 and intermediate 25 were coupled as described in general procedure 2 to afford the title compound (85 %) as brown solid.

**Example 64**

10 **2-{2-methyl-4-[(4-methyl-2-[4-(trifluoromethyl)phenyl]-1,3-oxazol-5-yl)methyl]sulfanyl}phenoxy}acetic acid**

Example 63 was hydrolyzed as described in general procedure 3. The crude material was crystallized from MeOH:water to afford the title compound (67 %) as white solid: mp 156-157°C

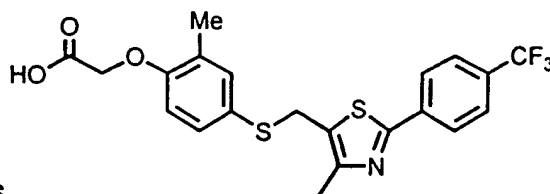
15 *Anal.* Calcd. for $C_{21}H_{18}NO_4F_3S$: C, 57.66; H, 4.15; N, 3.20; S, 7.33.
 Found: C, 57.47; H, 4.14; N, 3.13; S, 7.26.

**Example 65**

20 **Methyl 2-{2-methyl-4-[(4-methyl-2-[4-(trifluoromethyl)phenyl]-1,3-thiazol-5-yl)methyl]sulfanyl}phenoxy}acetate**

Intermediate 2 and intermediate 25 were coupled as described in general procedure 2 to afford the title compound (87 %) as brown solid.

60

**Example 66****2-{2-methyl-4-[(4-methyl-2-[4-(trifluoromethyl)phenyl]-1,3-thiazol-5-yl)methyl]sulfanyl}phenoxy}acetic acid**

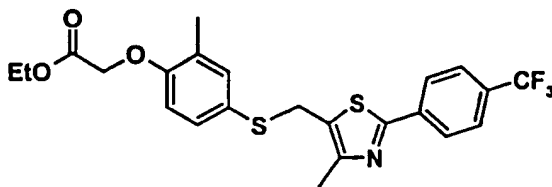
5 Example 65 was hydrolyzed as described in general procedure 3. The crude material was crystallized from MeOH:water to afford the title compound (60 %) as yellow solid: mp 139-141°C

Anal. Calcd. for C₂₁H₁₈NO₃F₃S₂: C, 55.62; H, 4.00; N, 3.09; S, 14.14.

Found: C, 55.52; H, 4.11; N, 3.13; S, 14.29.

Alternative preparation of Example 66

10

**Example 67****2-{2-methyl-4-[(4-methyl-2-[4-(trifluoromethyl)phenyl]-1,3-thiazol-5-yl)methyl]sulfanyl}phenoxy}acetic acid**

15

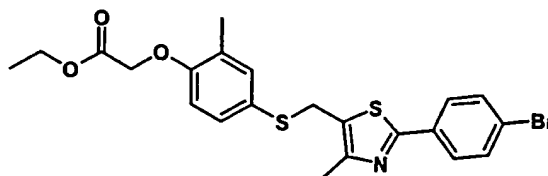
Intermediate 54 (4.68g, 16mM) was refluxed with 9.6 g of tin powder in ethanol (20mL) and dioxane/HCl (20 mL). After 3 h the reaction mixture was poured into ice and CH₂Cl₂ (200mL) and filtered. The phases were separated and the aqueous layer was extracted 2X 50 mL CH₂Cl₂. The combined organic layers were dried (MgSO₄), filtered and evaporated to yield 3.5g (97%). This material readily forms disulfides and therefore was used immediately. It was dissolved in acetonitrile (50mL) with intermediate 2 (4.0 g, 14.0mM) and Cs₂CO₃ (10.1 g, 31.0 mM) and stirred for 1 h then diluted with ether (200mL) and water (200mL). The phases were separated and the organic phase was washed 2X NaOH 0.1N (50mL), dried (MgSO₄), filtered and evaporated to afford crude product (6.57 g,) which was slurried in hexane:ether (1:1) and filtered to yield

20

25

61

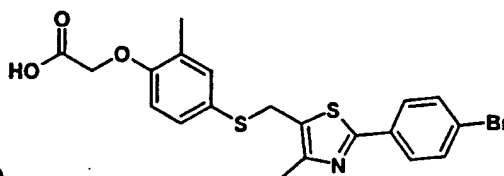
the title compound (5.0g, 74%). This material could be hydrolyzed as above (to yield example 66).

**Example 68**

5 ethyl 2-{2-methyl-4-[[{4-methyl-2-[4-bromophenyl]-1,3-thiazol-5-yl)methyl)sulfanyl]phenoxy}acetate

Intermediate 47 and intermediate 54 were coupled as described for example 67. The crude material was chromatographed cyclohexane/EtOAc (85:15) to afford the title compound (61%) as a clear oil.

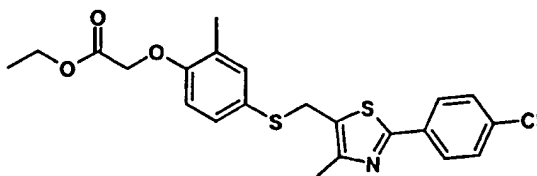
10 ¹H-NMR (CDCl₃) δ 1.45 (t, 3H), 2.35 (s, 3H), 2.45 (s, 3H), 4.30 (s, 2H), 4.45 (q, 2H), 4.80 (s, 2H), 6.75 (d, 1H), 7.30 (dd, 1H), 7.40 (d, 1H), 7.75 (d, 2H), 7.95 (d, 2H).

**Example 69**

15 2-{2-methyl-4-[[{4-methyl-2-[4-bromophenyl]-1,3-thiazol-5-yl)methyl)sulfanyl]phenoxy}acetic acid

Example 68 was hydrolyzed as described in general procedure 3. The crude material was chromatographed CH₂Cl₂/MeOH (85:15) to afford the title compound (59%) as white solid: mp >250°C.

20 MS m/z 465 (M+1)

**Example 70**

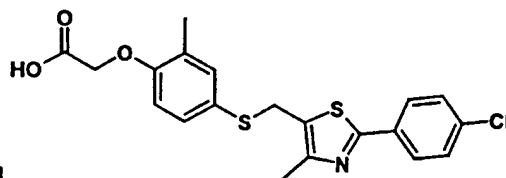
25 ethyl 2-{2-methyl-4-[[{4-methyl-2-[4-chlorophenyl]-1,3-thiazol-5-yl)methyl)sulfanyl]phenoxy}acetate

Intermediate 48 and intermediate 54 were coupled as described for example 67. The crude material was chromatographed petroleum ether/EtOAc

(90:10) to afford the title compound (53%) as clear oil that solidified upon standing.

¹H-NMR (CDCl₃) δ1.15 (t, 3H), 2.00 (s, 3H), 2.10 (s, 3H), 3.90 (s, 2H), 4.05 (q, 2H), 4.45 (s, 2H), 6.45 (d, 1H), 6.95 (dd, 1H), 7.00 (d, 1H), 7.20 (d, 2H), 7.65 (d, 2H).

MS m/z 447

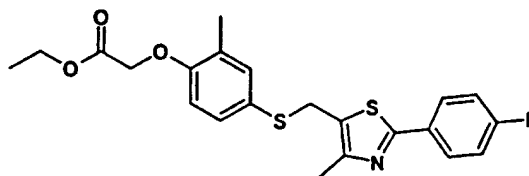


Example 71

2-(2-methyl-4-(((4-methyl-2-[4-chlorophenyl]-1,3-thiazol-5-yl)methyl)sulfanyl)phenoxy)acetic acid

Example 70 was hydrolyzed as described in general procedure 3. The crude material was crystallized from acetonitrile to afford the title compound (73%) as a pale yellow solid: mp 109°C.

MS m/z 420



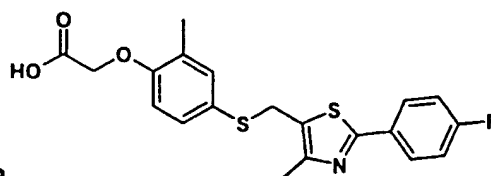
Example 72

ethyl 2-(2-methyl-4-(((4-methyl-2-[4-fluorophenyl]-1,3-thiazol-5-yl)methyl)sulfanyl)phenoxy)acetate

Intermediate 49 and intermediate 54 were coupled as described for example 67. The crude material was chromatographed CH₂Cl₂ (100%) to afford the title compound (72%) as a clear oil that solidified on standing.

¹H-NMR (CDCl₃) δ1.45 (t, 3H), 2.35 (s, 3H), 2.45 (s, 3H), 4.25 (s, 2H), 4.35 (q, 2H), 4.80 (s, 2H), 6.75 (d, 1H), 7.30 (m, 3H), 7.40 (d, 1H), 8.05 (m, 2H).

MS m/z 431



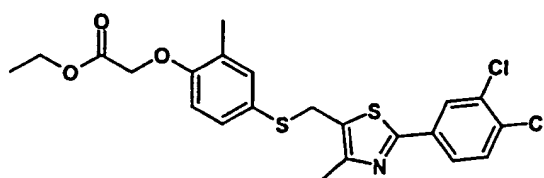
Example 73

2-{2-methyl-4-[(4-methyl-2-[4-fluorophenyl]-1,3-thiazol-5-yl)methyl]sulfanylphenoxy}acetic acid

Example 72 was hydrolyzed as described in general procedure 3 to afford the title compound (73%) as yellow foam: mp 45-46°C.

5 *Anal.* Calcd. for C₂₀H₁₈FNO₃S₂: C, 59.53; H, 4.50; N, 3.47; S, 15.89.
Found: C, 59.67; H, 5.11; N, 3.38; S, 15.96.

MS m/z 404 (M+1)

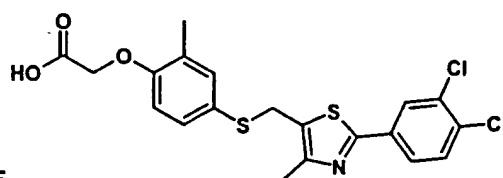


Example 74

10 **ethyl 2-{2-methyl-4-[(4-methyl-2-[3,4-dichlorophenyl]-1,3-thiazol-5-yl)methyl]sulfanylphenoxy}acetate**

Intermediate 50 and intermediate 54 were coupled as described for example 67. The crude material was chromatographed CH₂Cl₂ (100%) to afford the title compound (49%) as a clear oil that solidified on standing.

15 ¹H-NMR (CDCl₃) δ 1.25 (t, 3H), 2.10 (s, 3H), 2.20 (s, 3H), 4.05 (s, 2H), 4.15 (q, 2H), 4.55 (s, 2H), 6.50 (d, 1H), 7.05 (dd, 1H), 7.15 (d, 1H), 7.40 (d, 1H), 7.60 (dd, 1H), 7.90 (d, 1H).



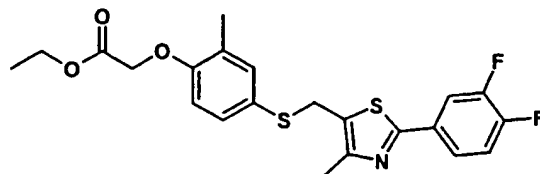
Example 75

20 **2-{2-methyl-4-[(4-methyl-2-[3,4-dichlorophenyl]-1,3-thiazol-5-yl)methyl]sulfanylphenoxy}acetic acid**

Example 74 was hydrolyzed as described in general procedure 3. The crude material was precipitated from ether to afford the title compound (75%) as a white solid: mp 143°C.

25 *Anal.* Calcd. for C₂₀H₁₇Cl₂NO₃S₂·0.2H₂O: C, 52.03; H, 3.75; N, 3.03; S, 13.89. Found: C, 52.00; H, 3.321; N, 2.96; S, 12.76.

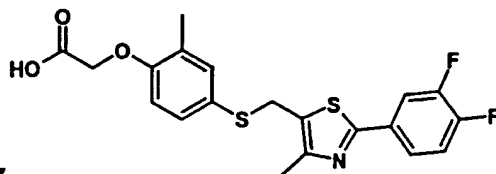
64

**Example 76****ethyl 2-(2-methyl-4-((4-methyl-2-[3,4-difluorophenyl]-1,3-thiazol-5-yl)methyl)sulfanyl)phenoxy)acetate**

Intermediate 51 and intermediate 54 were coupled as described for example 67. The crude material was chromatographed heptane/EtOAc (8/2) to afford the title compound (79%) as a yellow solid.

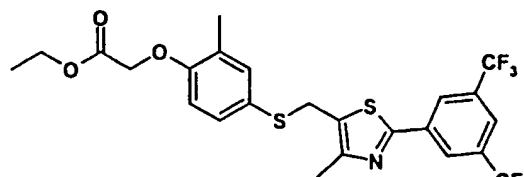
¹H-NMR (CDCl₃) δ 1.05 (t, 3H), 1.95 (s, 3H), 2.05 (s, 3H), 3.85 (s, 2H), 4.05 (q, 2H), 4.40 (s, 2H), 6.40 (d, 1H), 6.85-7.05 (m, 3H), 7.35 (m, 1H), 7.55 (m, 1H).

MS m/z 449

**Example 77****2-(2-methyl-4-((4-methyl-2-[3,4-difluorophenyl]-1,3-thiazol-5-yl)methyl)sulfanyl)phenoxy)acetic acid**

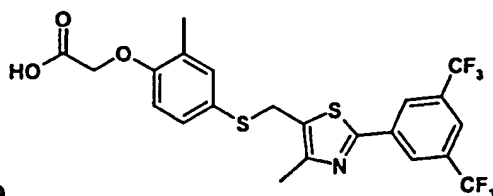
Example 76 was hydrolyzed as described in general procedure 3. The crude material was crystallized from acetonitrile to afford the title compound (77%) as yellow solid: mp 119°C.

MS m/z 422 (M+1)

**Example 78****ethyl 2-(2-methyl-4-((4-methyl-2-[3,5-bis(trifluoromethyl)phenyl]-1,3-thiazol-5-yl)methyl)sulfanyl)phenoxy)acetate**

Intermediate 52 and intermediate 54 were coupled as described for example 67. The crude material was chromatographed cyclohexane/EtOAc (8/2) to afford the title compound (70%) as a clear oil that solidified on standing.

¹H-NMR (CDCl₃) δ 1.20 (t, 3H), 2.15 (s, 3H), 2.20 (s, 3H), 4.05 (s, 2H), 4.15 (q, 2H), 4.55 (s, 2H), 6.50 (d, 1H), 7.05 (dd, 1H), 7.10 (d, 1H), 7.80 (s, 1H), 8.20 (s, 2H).



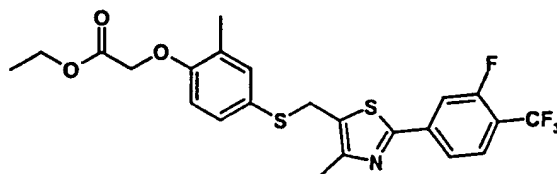
5

Example 79**2-{2-methyl-4-[(4-methyl-2-[3,5-bis(trifluoromethyl)phenyl]-1,3-thiazol-5-yl)methyl]sulfanyl]phenoxy}acetic acid**

Example 78 was hydrolyzed as described in general procedure 3. The crude material was precipitated from ether to afford the title compound (89%) as a white solid: mp 178°C.

10

Anal. Calcd. for C₂₂H₁₇F₆NO₃S₂: C, 50.67; H, 3.29; N, 2.69; S, 12.30. Found: C, 50.88; H, 3.68; N, 2.64; S, 10.40.



15

Example 80**ethyl 2-{2-methyl-4-[(4-methyl-2-[3-fluoro-4-(trifluoromethyl)phenyl]-1,3-thiazol-5-yl)methyl]sulfanyl]phenoxy}acetate**

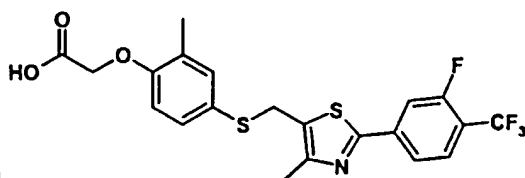
Intermediate 53 and intermediate 54 were coupled as described for example 67. The crude material was chromatographed CH₂Cl₂ (100%) to afford the title compound (50%) as a clear oil that solidified on standing.

20

¹H-NMR (CDCl₃) δ 1.20 (t, 3H), 2.15 (s, 3H), 2.20 (s, 3H), 4.05 (s, 2H), 4.15 (q, 2H), 4.55 (s, 2H), 6.55 (d, 1H), 7.05 (dd, 1H), 7.15 (d, 1H), 7.55 (t, 1H), 7.65 (m, 2H).

MS m/z 500 (M+1)

25

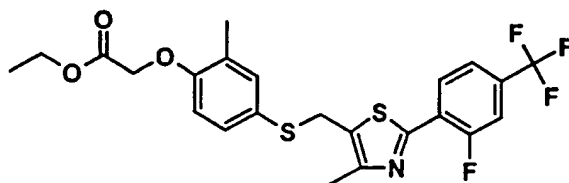
**Example 81****2-{2-methyl-4-[(4-methyl-2-[3-fluoro-4-(trifluoromethyl)phenyl]-1,3-thiazol-5-yl)methyl]sulfanyl]phenoxy}acetic acid**

5 Example 80 was hydrolyzed as described in general procedure 3. The crude material was precipitated from ether to afford the title compound (81%) as a yellow foam: mp <50°C.

Anal. Calcd. for C₂₁H₁₇F₄NO₃S₂: C, 53.50; H, 3.63; N, 2.97; S, 13.60. Found: C53.86; H, 3.63; N, 2.87; S, 13.82.

MS m/z 472 (M+1)

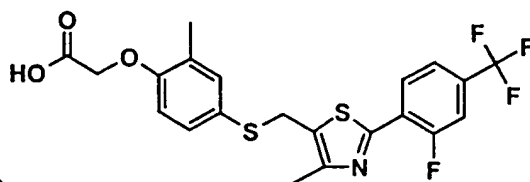
10

**Example 82****Ethyl {4-[(2-[2-fluoro-4-(trifluoromethyl)phenyl]-4-methyl-1,3-thiazol-5-yl)methyl]sulfanyl}-2-methylphenoxy}acetate**

15 Intermediate 58 was reacted with Intermediate 25 as described in general procedure 2 to afford the title compound as a yellow oil. (100%)

MS m/z 499 (M+1)

15

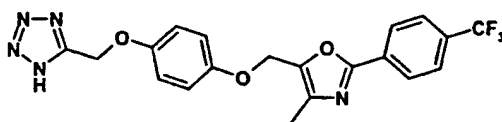
**Example 83****4-[(2-[2-fluoro-4-(trifluoromethyl)phenyl]-4-methyl-1,3-thiazol-5-yl)methyl]sulfanyl-2-methylphenoxy}acetic acid**

20 Example 82 was reacted as described in general procedure 3 to afford the title compound as a white solid (9%)

MS m/z 471 (M+1)

25

¹H NMR (CD₃OD) δ= 2.19 (s,CH₃), 2.22 (s,CH₃), 4.24 (s,CH₂), 4.70 (s,CH₂), 6.75 (d,1Harom) 7.21 (m,2Harom), 7.65 (m,2Harom), 8.35 (t,1Harom)

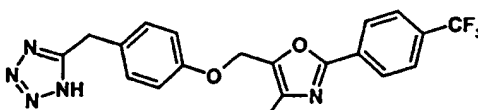


Example 84

5 **5-[4-((4-methyl-2-[4-(trifluoromethyl)phenyl]-1,3-oxazol-5-yl)methoxy)phenoxy]methyl-2H-tetrazole**

Intermediate 62 was reacted with dibutyltin oxide and trimethylsilyl azide as described in the general procedure to afford the title compound (40.6%) as a white solid: mp 156°C.

10

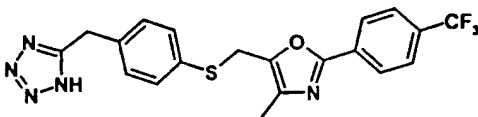


Example 85

15 **5-[4-((4-methyl-2-[4-(trifluoromethyl)phenyl]-1,3-oxazol-5-yl)methoxy)benzyl]-2H-tetrazole**

Intermediate 63 was reacted with dibutyltin oxide and trimethylsilyl azide as described in the general procedure to afford the title compound (73%) as a white solid: mp 208°C.

15

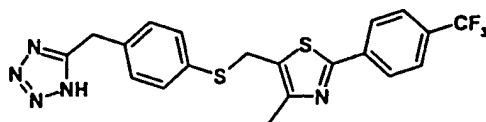


Example 86

20 **5-[4-((4-methyl-2-[4-(trifluoromethyl)phenyl]-1,3-oxazol-5-yl)sulfanyl)benzyl]-2H-tetrazole**

20

Intermediate 61 was reacted with dibutyltin oxide and trimethylsilyl azide as described in general procedure #7 to afford the title compound (87%) as a white solid: mp 214°C.

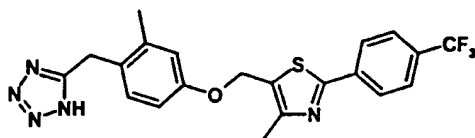


Example 87

5 **5-[4-({4-methyl-2-[4-(trifluoromethyl)phenyl]-1,3-thiazol-5-yl)sulfanyl}benzyl)-2H-tetrazole**

Intermediate 64 was reacted with dibutyltin oxide and trimethylsilyl azide as described in general procedure #7 to afford the title compound (80%) as a white solid: mp 177°C.

10

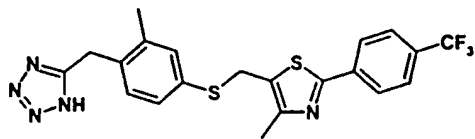


Example 88

5-[2-methyl-4-({4-methyl-2-[4-(trifluoromethyl)phenyl]-1,3-thiazol-5-yl)methoxy}benzyl)-2H-tetrazole

15

Intermediate 65 was reacted with dibutyltin oxide and trimethylsilyl azide as described in general procedure #7 to afford the title compound (44%) as a white solid: mp 165°C.



Example 89

20

5-[2-methyl-4-({4-methyl-2-[4-(trifluoromethyl)phenyl]-1,3-thiazol-5-yl)sulfanyl}benzyl)-2H-tetrazole

Intermediate 62 was reacted with dibutyltin oxide and trimethylsilyl azide as described in general procedure #7 to afford the title compound (5%) as a white solid: mp 248°C.

Binding Assay:

Compounds were tested for their ability to bind to hPPAR γ , hPPAR α , or PPAR δ using a Scintillation Proximity Assay (SPA). The PPAR ligand binding domain (LBD) was expressed in *E. coli* as polyHis tagged fusion proteins and purified. The LBD was then labeled with biotin and immobilized on streptavidin-modified scintillation proximity beads. The beads were then incubated with a constant amount of the appropriate radioligand (^3H -BRL 49653 for PPAR γ , 2-(4-(2-(2,3-Ditritio-1-heptyl-3-(2,4-difluorophenyl)ureido)ethyl)phenoxy)-2-methylbutanoic acid (described in WO/008002) for hPPAR α and GW 2433 (see Brown, P. J et al. *Chem. Biol.* 1997, 4, 909-918. For the structure and synthesis of this ligand) for PPAR δ) and variable concentrations of test compound, and after equilibration the radioactivity bound to the beads was measured by a scintillation counter. The amount of nonspecific binding, as assessed by control wells containing 50 μM of the corresponding unlabelled ligand, was subtracted from each data point. For each compound tested, plots of ligand concentration vs. CPM of radioligand bound were constructed and apparent K_i values were estimated from nonlinear least squares fit of the data assuming simple competitive binding. The details of this assay have been reported elsewhere (see, Blanchard, S. G. et. al. Development of a Scintillation Proximity Assay for Peroxisome Proliferator-Activated Receptor gamma Ligand Binding Domain. *Anal. Biochem.* 1998, 257, 112-119).

Apparent $\text{p}K_i$ values were >6.5 for all of the acid Examples described above ($\text{p}K_i = -\log$ of the concentration of test compound required to achieve an apparent K_i value according to the equation $K_i = \text{IC}_{50} / (1 + [\text{L}]/K_d)$, where IC_{50} = the concentration of test compound required to inhibit 50% of the specific binding of the radioligand, $[\text{L}]$ is the concentration of the radioligand used, and K_d is the dissociation constant for the radioligand at the receptor). The ester precursors of the carboxylic acids (e.g. Example 61) had $\text{p}K_i$'s of less than 6.5 but frequently these esters were active in the transient transfection assay described below, presumably because they hydrolyzed to active acids under the assay conditions.

Transfection assay:

Compounds were screened for functional potency in transient transfection assays in CV-1 cells for their ability to activate the PPAR subtypes (transactivation assay). A previously established chimeric receptor system was utilized to allow comparison of the relative transcriptional activity of the receptor subtypes on the same target gene and to prevent endogenous receptor activation from complicating the interpretation of results. See, for example, Lehmann, J. M.; Moore, L. B.; Simth-Oliver, T. A.; Wilkison, W. O.; Willson, T. M.; Kliewer, S. A., An antidiabetic thiazolidinedione is a high affinity ligand for peroxisome proliferator-activated receptor γ (PPAR γ), *J. Biol. Chem.*, 1995, 270, 12953-6. The ligand binding domains for murine and human PPAR α , PPAR γ , and PPAR δ were each fused to the yeast transcription factor GAL4 DNA binding domain. CV-1 cells were transiently transfected with expression vectors for the respective PPAR chimera along with a reporter construct containing five copies of the GAL4 DNA binding site driving expression of secreted placental alkaline phosphatase (SPAP) and β -galactosidase. After 16 h, the medium was exchanged to DME medium supplemented with 10% delipidated fetal calf serum and the test compound at the appropriate concentration. After an additional 24 h, cell extracts were prepared and assayed for alkaline phosphatase and β -galactosidase activity. Alkaline phosphatase activity was corrected for transfection efficiency using the β -galactosidase activity as an internal standard (see, for example, Kliewer, S. A., et. al. *Cell* 83, 813-819 (1995)). Rosiglitazone (BRL 49653) was used as a positive control in the hPPAR γ assay. The positive control in the hPPAR α and hPPAR δ assays was 2-[4-(2-(3-(4-fluorophenyl)-1-heptylureido)ethyl)-phenoxy]-2-methylpropionic acid, which can be prepared as described in Brown, Peter J., et. al. *Synthesis* Issue 7, 778-782 (1997), or patent publication WO 9736579.

All of the above acid Examples showed at least 50% activation hPPAR δ relative to the positive control at concentrations of 10^{-7} M or less. Most of the above acid Examples were at least 10-fold selective for hPPAR δ over hPPAR α and hPPAR γ .

In vivo evaluations:

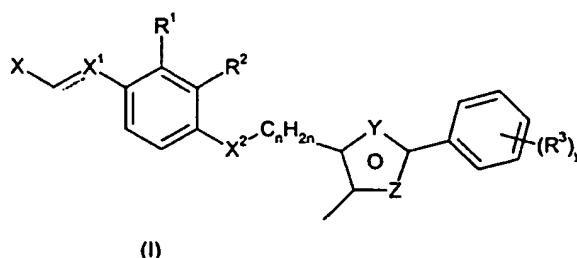
In vivo experiments were performed in db/db mice approximately 60 days old. Animals were randomized into vehicle or compound (n/group) with

administration by oral gavage for 7 days, at a volume of 5 ml/kg, b.i.d. After 7 days of treatment animals were anesthetized with isoflurane gas and bled by cardiac puncture for analysis of serum glucose, triglyceride, total and HDL cholesterol, and non-esterified free fatty acid concentrations.

- 5 The compound of Example 66 was examined in a Rhesus model. A 6-month dose escalation study in obese rhesus monkeys raised HDLc with each dose (0.1, 0.3, 1, and 3 mg/kg bid for 28 days). HDLc increased by more than 40% in each monkey at the 3 mg/kg dose. NMR analysis of lipoprotein particle composition showed a shift in the LDLc composition to fewer and larger LDLc
- 10 particles. Serum TG concentrations decreased by more than 30% in each monkey. Fasting insulin decreased by more than 20% in each monkey. Serum fibrinogen concentrations decreased by 10-20%, with peak activity observed at doses of 0.3 and 1 mg/kg.

What is claimed is:

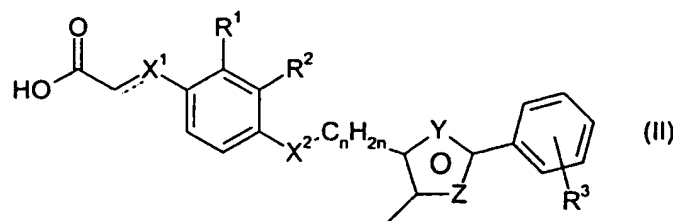
- 5 1. A compound of formula (I) and pharmaceutically acceptable salts and solvates thereof;



Wherein

- 10 X represents a COOH (or a hydrolysable ester thereof) or tetrazole group.
 X¹ is NH, NCH₃, O, S, a bond (i.e. is absent), CH₂, or CH where the dashed line indicates that when X¹ is CH the depicted bond is a double bond;
 X² represents O, S;
 15 R¹ and R² independently represent H, CH₃, OCH₃ or halogen.
 n is 1 or 2.
 one of Y and Z is N and the other is S or O;
 y represents 0, 1, 2, 3, 4, 5;
 Each R³ independently represents CF₃ or halogen.
- 20 2. A compound of formula (I) which is a hPPAR δ agonist.
3. A compound according to claim 2 which is a selective hPPAR δ agonist.
- 25 4. A compound according to claim 1, 2 or 3 wherein X is COOH.
5. A compound according to claim 1, 2, 3 or 4 wherein X¹ represents O, S or is absent.
- 30 6. A compound according to claim 4 wherein X¹ represents O.

7. A compound according to claims 1-5 wherein X^2 represents S.
8. A compound according to claims 1-6 wherein R^1 is CH_3 .
- 5 9. A compound according to any of claims 1-8 wherein R^2 is H.
- 10 10. A compound according to claims 1-9 wherein Z represents N.
- 11 11. A compound according to claims 1-10 wherein Y represents S.
- 12 12. A compound according to claims 1-11 wherein n represents 1.
- 13 13. A compound according to any of claims 1-12 wherein y represents 1 or 2.
- 15 14. A compound according to claim 13 wherein y represents 2.
- 16 15. A compound according to claim 14 wherein the one of R^3 substituents is halogen.
- 20 16. A compound according to claim 15 wherein one of the R^3 substituents is halogen and the other is CF_3 .
- 21 17. A compound according to claim 13 wherein y represents 1.
- 25 18. A compound according to claim 17 wherein the R^3 substituent is in the para position.
- 26 19. A compound according to claim 18 wherein R^3 is CF_3 .
- 30 20. A compound of formula (II) and pharmaceutically acceptable salts, solvates and hydrolysable esters thereof wherein



X¹ is NH, NCH₃, O, S, a bond (i.e. is absent), CH₂, or CH where the dashed line indicates that when X¹ is CH the depicted bond is a double bond;

X² is O or S;

R¹ is H, CH₃, OCH₃, or halogen;

R² is H, OCH₃, or halogen

n is 1 or 2;

one of Y and Z is N and the other is S or O.

R³ is H, CF₃ or halogen.

21. A compound selected from:

2-[2-methyl-4-({4-methyl-2-[4-(trifluoromethyl)phenyl]-1,3-oxazol-5-yl}methoxy)phenoxy]acetic acid

3-[2-methyl-4-({4-methyl-2-[4-(trifluoromethyl)phenyl]-1,3-thiazol-5-yl}methoxy)phenyl]propanoic acid

3-[2-methyl-4-({4-methyl-2-[4-(trifluoromethyl)phenyl]-1,3-oxazol-5-yl}methoxy)phenyl]propanoic acid

2-{4-[(4-methyl-2-[4-(trifluoromethyl)phenyl]-1,3-oxazol-5-yl)methyl]sulfanyl}phenyl}acetic acid

2-[2-methyl-4-({4-methyl-2-[4-(trifluoromethyl)phenyl]-1,3-thiazol-5-yl}methoxy)phenoxy]acetic acid

3-[4-({4-methyl-2-[4-(trifluoromethyl)phenyl]-1,3-thiazol-5-yl}methoxy)phenyl]propanoic acid

(E)-3-[2-methyl-4-({4-methyl-2-[4-(trifluoromethyl)phenyl]-1,3-oxazol-5-yl}methoxy)phenyl]-2-propenoic acid

methyl 3-[4-({4-methyl-2-[4-(trifluoromethyl)phenyl]-1,3-thiazol-5-yl}methoxy)phenyl]propanoate

2-{4-[(4-methyl-2-[4-(trifluoromethyl)phenyl]-1,3-thiazol-5-yl)methyl]sulfanyl}phenyl}acetic acid

- 2-({4-[(4-methyl-2-[4-(trifluoromethyl)phenyl]-1,3-oxazol-5-yl)methyl)sulfanyl]phenyl)sulfanyl)acetic acid
- 2-[methyl-4-({4-methyl-2-[4-(trifluoromethyl)phenyl]-1,3-thiazol-5-yl)methoxy)anilino]acetic acid
- 5 2-{3-chloro-4-[(4-methyl-2-[4-(trifluoromethyl)phenyl]-1,3-oxazol-5-yl)methyl)sulfanyl]phenyl}acetic acid
- 2-[2-chloro-4-({4-methyl-2-[4-(trifluoromethyl)phenyl]-1,3-oxazol-5-yl)methoxy]phenoxy]acetic acid
- 10 2-[3-chloro-4-({4-methyl-2-[4-(trifluoromethyl)phenyl]-1,3-thiazol-5-yl)methoxy]phenyl]acetic acid
- 2-4-[(4-methyl-2-[4-(trifluoromethyl)phenyl]-1,3-oxazol-5-yl)methyl)sulfanyl]phenoxy)acetic acid
- (E)-3-[4-({4-methyl-2-[4-(trifluoromethyl)phenyl]-1,3-oxazol-5-yl)methoxy]phenyl]-2-propenoic acid
- 15 2-[4-({4-methyl-2-[4-(trifluoromethyl)phenyl]-1,3-oxazol-5-yl)methoxy]phenoxy]acetic acid
- 2-[3-fluoro-4-({4-methyl-2-[4-(trifluoromethyl)phenyl]-1,3-thiazol-5-yl)methoxy]phenyl]acetic acid
- methyl 2-[3-chloro-4-({4-methyl-2-[4-(trifluoromethyl)phenyl]-1,3-oxazol-5-yl)methoxy]phenyl]acetate
- 20 2-{2-methyl-4-[(4-methyl-2-[4-bromophenyl]-1,3-thiazol-5-yl)methyl)sulfanyl]phenoxy}acetic acid
- ethyl 2-{2-methyl-4-[(4-methyl-2-[4-bromophenyl]-1,3-thiazol-5-yl)methyl)sulfanyl]phenoxy}acetate
- 25 2-{2-methyl-4-[(4-methyl-2-[4-chlorophenyl]-1,3-thiazol-5-yl)methyl)sulfanyl]phenoxy}acetic acid
- ethyl 2-{2-methyl-4-[(4-methyl-2-[4-chlorophenyl]-1,3-thiazol-5-yl)methyl)sulfanyl]phenoxy}acetate
- 2-2-methyl-4-[(4-methyl-2-[4-fluorophenyl]-1,3-thiazol-5-yl)methyl)sulfanyl]phenoxy)acetic acid
- 30 ethyl 2-{2-methyl-4-[(4-methyl-2-[4-fluorophenyl]-1,3-thiazol-5-yl)methyl)sulfanyl]phenoxy}acetate
- 2-{2-methyl-4-[(4-methyl-2-[3,4-difluorophenyl]-1,3-thiazol-5-yl)methyl)sulfanyl]phenoxy}acetic acid

- ethyl 2-{2-methyl-4-[(4-methyl-2-[3,4-difluorophenyl]-1,3-thiazol-5-yl)methyl)sulfanyl]phenoxy}acetate
 2-{2-methyl-4-[(4-methyl-2-[3,4-dichlorophenyl]-1,3-thiazol-5-yl)methyl)sulfanyl]phenoxy}acetic acid
 5 ethyl 2-{2-methyl-4-[(4-methyl-2-[3,4-dichlorophenyl]-1,3-thiazol-5-yl)methyl)sulfanyl]phenoxy}acetate
 2-{2-methyl-4-[(4-methyl-2-[3,5-bis(trifluoromethyl)phenyl]-1,3-thiazol-5-yl)methyl)sulfanyl]phenoxy}acetic acid
 ethyl 2-{2-methyl-4-[(4-methyl-2-[3,5-bis(trifluoromethyl)phenyl]-1,3-
 10 thiazol-5-yl)methyl)sulfanyl]phenoxy}acetate
 ethyl 2-{2-methyl-4-[(4-methyl-2-[3-fluoro-4-(trifluoromethyl)phenyl]-1,3-thiazol-5-yl)methyl)sulfanyl]phenoxy}acetate
22. A compound selected from:
 15 2-{2-methyl-4-[(4-methyl-2-[4-(trifluoromethyl)phenyl]-1,3-thiazol-5-yl)methyl)sulfanyl]phenoxy}acetic acid
 2-{2-methyl-4-[(4-methyl-2-[4-(trifluoromethyl)phenyl]-1,3-oxazol-5-yl)methyl)sulfanyl]phenoxy}acetic acid
 methyl 2-{4-[(4-methyl-2-[4-(trifluoromethyl)phenyl]-1,3-thiazol-5-
 20 yl)methyl)sulfanyl]phenoxy}acetate
 2-{4-[(4-methyl-2-[4-(trifluoromethyl)phenyl]-1,3-thiazol-5-yl)methyl)sulfanyl]phenoxy}acetic acid
 (E)-3-[2-methyl-4-[(4-methyl-2-[4-(trifluoromethyl)phenyl]-1,3-thiazol-5-yl)methoxy]phenyl]-2-propenoic acid
 25 2-{3-chloro-4-[(4-methyl-2-[4-(trifluoromethyl)phenyl]-1,3-thiazol-5-yl)methyl)sulfanyl]phenyl}acetic acid
 2-{2-methyl-4-[(4-methyl-2-[3-fluoro-4-(trifluoromethyl)phenyl]-1,3-thiazol-5-yl)methyl)sulfanyl]phenoxy}acetic acid
- 30 23. 2-{2-methyl-4-[(4-methyl-2-[4-(trifluoromethyl)phenyl]-1,3-thiazol-5-yl)methyl)sulfanyl]phenoxy}acetic acid.
24. A pharmaceutical composition comprising a compound of any of claims 1-23.

25. A pharmaceutical composition according to claim 24 further comprising a pharmaceutically acceptable diluent or carrier.
- 5 26. A compound according to any of claims 1-23 for use in therapy.
27. Use of a compound according to any of claims 1-23 for the manufacture of a medicament for the prevention or treatment of a hPPAR δ mediated disease or condition.
- 10 28. Use according to claim 27 wherein the hPPAR δ mediated disease or condition is dyslipidemia, syndrome X, heart failure, hypercholesteremia, cardiovascular disease, Type 2 diabetes mellitus, Type 1 diabetes, insulin resistance hyperlipidemia, obesity, anorexia bulimia, and anorexia nervosa.
- 15 29. A method of treatment of a hPPAR δ mediated disease or condition comprising administering a therapeutically effective amount of a compound according to any of claims 1-23.
- 20 30. A method according to claim 29 wherein the hPPAR δ mediated disease or condition is dyslipidemia, syndrome X, heart failure, hypercholesteremia, cardiovascular disease, Type 2 diabetes mellitus, Type 1 diabetes, insulin resistance, hyperlipidemia, obesity, anorexia bulimia, and anorexia nervosa.
- 25 31. A method for lowering triglycerides in a subject comprising the administration of a therapeutic amount of a hPPAR delta agonist.
- 30 32. Use of a hPPAR delta agonist for the manufacture of a medicament for the lowering of triglycerides in a patient in need thereof.
33. Use according to claim 32 or a method according to claim 31 wherein the hPPAR delta agonist is a selective agonist.

34. Use or a method according to claim 33 wherein the agonist is a compound according to claims 1-23.
- 5 35. A method for treating Type 2 diabetes, decreasing insulin resistance or lowering blood pressure in a subject comprising the administration of a therapeutic amount of a hPPAR delta agonist.
- 10 36. Use of a hPPAR delta agonist for the manufacture of a medicament for the treatment of Type 2 diabetes, decreasing insulin resistance or lowering blood pressure in a patient in need thereof.
37. Use according to claim 36 or a method according to claim 35 wherein the hPPAR delta agonist is a selective agonist.
- 15 38. Use or a method according to claim 37 wherein the agonist is a compound according to claims 1-23.
39. A method for decreasing fibrogen levels in a subject comprising the administration of a therapeutic amount of a hPPAR delta agonist.
- 20 40. Use of a hPPAR delta agonist for the manufacture of a medicament for the decreasing fibrogen levels in a patient in need thereof.
- 25 41. Use according to claim 40 or a method according to claim 39 wherein the hPPAR delta agonist is a selective agonist.
42. Use or a method according to claim 41 wherein the agonist is a compound according to claims 1-23.
- 30 43. A method for decreasing LDLc in a subject comprising the administration of a therapeutic amount of a hPPAR delta agonist.
- 35 44. Use of a hPPAR delta agonist for the manufacture of a medicament for the decreasing LDLc in a patient in need thereof.

45. Use according to claim 44 or a method according to claim 43 wherein the hPPAR delta agonist is a selective agonist.
- 5 46. Use or a method according to claim 45 wherein the agonist is a compound according to claims 1-23.
- 10 47. A method for shifting LDL particle size from small dense to normal dense LDL in a subject comprising the administration of a therapeutic amount of a hPPAR delta agonist.
48. Use of a hPPAR delta agonist for the manufacture of a medicament for shifting LDL particle size from small dense to normal dense LDL in a patient in need thereof.
- 15 49. Use according to claim 48 or a method according to claim 47 wherein the hPPAR delta agonist is a selective agonist.
- 20 50. Use or a method according to claim 49 wherein the agonist is a compound according to claims 1-23.

INTERNATIONAL SEARCH REPORT

International Application No

PCT/EP 00/05720

A. CLASSIFICATION OF SUBJECT MATTER

IPC 7 C07D277/24 C07D277/26 C07D263/32 A61K31/421 A61K31/426
A61P3/10

According to International Patent Classification (IPC) or to both national classification and IPC

B. FIELDS SEARCHED

Minimum documentation searched (classification system followed by classification symbols)

IPC 7 C07D

Documentation searched other than minimum documentation to the extent that such documents are included in the fields searched

Electronic data base consulted during the international search (name of data base and, where practical, search terms used)

EPO-Internal, PAJ, CHEM ABS Data

C. DOCUMENTS CONSIDERED TO BE RELEVANT

Category *	Citation of document, with indication, where appropriate, of the relevant passages	Relevant to claim No.
P, X	WO 99 46232 A (ONO PHARMACEUTICAL CO; TAJIMA HISAO (JP); FUKUSHIMA DAIKICHI (JP);) 16 September 1999 (1999-09-16) page 27, compounds no. 1, 5, 6, 8; page 31, compounds no. 1, 5, 6, 8; page 35, compounds no. 1, 5, 6, 8; page 39, compounds no. 1, 5, 6, 8 abstract ---	1, 2, 4, 5, 9-13, 15, 17-20, 26, 27, 29
X	PATENT ABSTRACTS OF JAPAN vol. 1997, no. 04, 30 April 1997 (1997-04-30) & JP 08 325250 A (SUMITOMO METAL IND LTD), 10 December 1996 (1996-12-10) abstract	1, 24, 26-28
X	-& JP 08 325250 A 10 December 1996 (1996-12-10) ---	
	-/--	

Further documents are listed in the continuation of box C.

Patent family members are listed in annex.

* Special categories of cited documents :

- "A" document defining the general state of the art which is not considered to be of particular relevance
- "E" earlier document but published on or after the international filing date
- "L" document which may throw doubts on priority claim(s) or which is cited to establish the publication date of another citation or other special reason (as specified)
- "O" document referring to an oral disclosure, use, exhibition or other means
- "P" document published prior to the international filing date but later than the priority date claimed

- "T" later document published after the international filing date or priority date and not in conflict with the application but cited to understand the principle or theory underlying the invention
- "X" document of particular relevance; the claimed invention cannot be considered novel or cannot be considered to involve an inventive step when the document is taken alone
- "Y" document of particular relevance; the claimed invention cannot be considered to involve an inventive step when the document is combined with one or more other such documents, such combination being obvious to a person skilled in the art.
- "&" document member of the same patent family

Date of the actual completion of the international search

3 November 2000

Date of mailing of the international search report

17/11/2000

Name and mailing address of the ISA

European Patent Office, P.B. 5818 Patentlaan 2
NL - 2280 HV Rijswijk
Tel. (+31-70) 340-2040, Tx. 31 651 epo nl,
Fax: (+31-70) 340-3016

Authorized officer

Hass, C

INTERNATIONAL SEARCH REPORT

Intern: al Application No

PCT/EP 00/05720

C.(Continuation) DOCUMENTS CONSIDERED TO BE RELEVANT		
Category *	Citation of document, with indication, where appropriate, of the relevant passages	Relevant to claim No.
X	WO 98 07699 A (JAPAN TOBACCO INC ;OHRUI SATOSHI (JP); SHIBATA TSUTOMU (JP); SHINK) 26 February 1998 (1998-02-26) pages 60, 61, formulae ----	1,4,10
A	WO 97 28149 A (AUWERX JOHAN; BERGER JOEL P (US); MERCK & CO INC (US); MOLLER DAVI) 7 August 1997 (1997-08-07) cited in the application claims 1,6,54,60,64 & US 5 859 051 A 12 January 1999 (1999-01-12) cited in the application ----	1,2, 24-26,29
A	US 5 847 008 A (PATCHETT ARTHUR A ET AL) 8 December 1998 (1998-12-08) cited in the application claims 1,6,8-10,14,15 ----	1,2,26, 29
A	H. SHINKAI ET AL.: JOURNAL OF MEDICINAL CHEMISTRY, vol. 41, no. 11, 1998, pages 1927-33, XP002151949 page 1928, chart 1; page 1930, table 1 ----	1,26
A	WO 99 04815 A (HASHIMOTO SEIICHI; IIZUMI YUICHI (JP); MATSUDA KOYO (JP); NISHIJIM) 4 February 1999 (1999-02-04) cited in the application abstract ----	29
L	-& EP 1 023 907 A (YAMANOUCHI PHARMACEUTICAL CO. LTD.) 2 August 2000 (2000-08-02) -----	

INTERNATIONAL SEARCH REPORT

Information on patent family members

International Application No

PCT/EP 00/05720

Patent document cited in search report	Publication date	Patent family member(s)	Publication date
WO 9946232 A	16-09-1999	AU 3275999 A	27-09-1999
JP 08325250 A	10-12-1996	NONE	
WO 9807699 A	26-02-1998	JP 9323982 A	16-12-1997
		AU 3866597 A	06-03-1998
		BR 9711627 A	24-08-1999
		CN 1233241 A	27-10-1999
		CZ 9900536 A	14-07-1999
		EP 0930299 A	21-07-1999
		NO 990700 A	19-04-1999
		PL 331861 A	16-08-1999
WO 9728149 A	07-08-1997	AU 1856997 A	22-08-1997
		AU 721452 B	06-07-2000
		AU 2115997 A	22-08-1997
		CA 2245529 A	07-08-1997
		EP 0888278 A	07-01-1999
		WO 9728115 A	07-08-1997
		AU 712607 B	11-11-1999
		AU 1858197 A	22-08-1997
		CA 2244831 A	07-08-1997
		EP 1011651 A	28-06-2000
		JP 2000504021 T	04-04-2000
		WO 9727847 A	07-08-1997
		AU 719146 B	04-05-2000
		AU 2250797 A	22-08-1997
		CA 2245524 A	07-08-1997
		EP 0904079 A	31-03-1999
		WO 9727857 A	07-08-1997
		AU 708055 B	29-07-1999
		AU 1856397 A	22-08-1997
		EP 0882029 A	09-12-1998
		WO 9728137 A	07-08-1997
		US 5859051 A	12-01-1999
		ZA 9700824 A	30-10-1998
		US 6020382 A	01-02-2000
		US 5847008 A	08-12-1998
		AU 719663 B	11-05-2000
		AU 5615298 A	17-07-1998
		EP 0948327 A	13-10-1999
		WO 9827974 A	02-07-1998
US 5847008 A	08-12-1998	AU 1856997 A	22-08-1997
		AU 712607 B	11-11-1999
		AU 1858197 A	22-08-1997
		CA 2244831 A	07-08-1997
		EP 1011651 A	28-06-2000
		JP 2000504021 T	04-04-2000
		WO 9728149 A	07-08-1997
		WO 9727847 A	07-08-1997
		US 6020382 A	01-02-2000
		US 5859051 A	12-01-1999
WO 9904815 A	04-02-1999	AU 8355998 A	16-02-1999
		EP 1023907 A	02-08-2000